



## ***Micro Commercial Components Corp.***

### **Products End of Life Notification**

Issue date: Feb-11th-2010

EOL No#: 021110

Last Buy Date : N/A

Description and Purpose:

MCC has undergone a review of its core business and products , and determined to discontinue below products:

<b>Discontinued Devices</b>	<b>Possible Replacements</b>
W005G~W10G	N/A
2W005~2W10	N/A
2W005G~2W10G	N/A

Obsolete



Micro Commercial Components

Micro Commercial Components  
20736 Marilla Street Chatsworth  
CA 91311  
Phone: (818) 701-4933  
Fax: (818) 701-4939

**2W005G  
THRU  
2W10G**

### Features

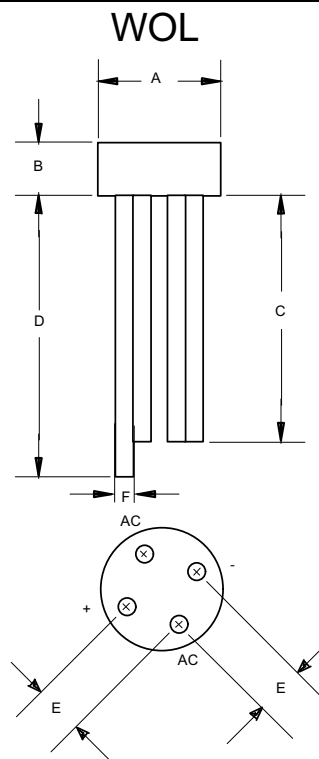
- Low Profile Package
- Glass Passivated Die
- Silver Plated Copper Leads
- Surge Overload Rating Of 60 Amps
- UL Recognized File # E165989
- Case Material: Molded Plastic. UL Flammability Classification Rating 94V-0

**2 Amp Single Phase  
Bridge Rectifier  
50 to 1000 Volts**

### Maximum Ratings

- Operating Temperature: -55°C to +125°C
- Storage Temperature: -55°C to +150°C
- Typical Thermal Resistance Of 40°C/W Junction To Ambient

MCC Part Number	Device Marking	Maximum Recurrent Peak Reverse Voltage	Maximum RMS Voltage	Maximum DC Blocking Voltage
2W005G	2W005G	50V	35V	50V
2W01G	2W01G	100V	70V	100V
2W02G	2W02G	200V	140V	200V
2W04G	2W04G	400V	280V	400V
2W06G	2W06G	600V	420V	600V
2W08G	2W08G	800V	560V	800V
2W10G	2W10G	1000V	700V	1000V



### Electrical Characteristics @ 25°C Unless Otherwise Specified

Average Forward Current	$I_{F(AV)}$	2.0A	$T_J = 25^\circ\text{C}$
Peak Forward Surge Current	$I_{FSM}$	60A	8.3ms, half sine
Maximum Forward Voltage Drop Per Element	$V_F$	1.1V	$I_{FM} = 2.0A;$ $T_J = 25^\circ\text{C}^*$
Maximum DC Reverse Current At Rated DC Blocking Voltage	$I_R$	10µA 1mA	$T_J = 25^\circ\text{C}$ $T_J = 100^\circ\text{C}$

\*Pulse test: Pulse width 300 µsec, Duty cycle 2%

DIM	DIMENSIONS				NOTE
	INCHES		MM		
A	---	.378	---	9.60	
B	---	.291	---	7.40	
C	1.000	---	25.40	---	
D	1.098	---	27.90	---	
E	.180	.220	4.60	5.60	
F	.028	.032	0.71	0.81	

[www.mccsemi.com](http://www.mccsemi.com)

# 2W005G thru 2W10G

Figure 1  
Typical Forward Characteristics

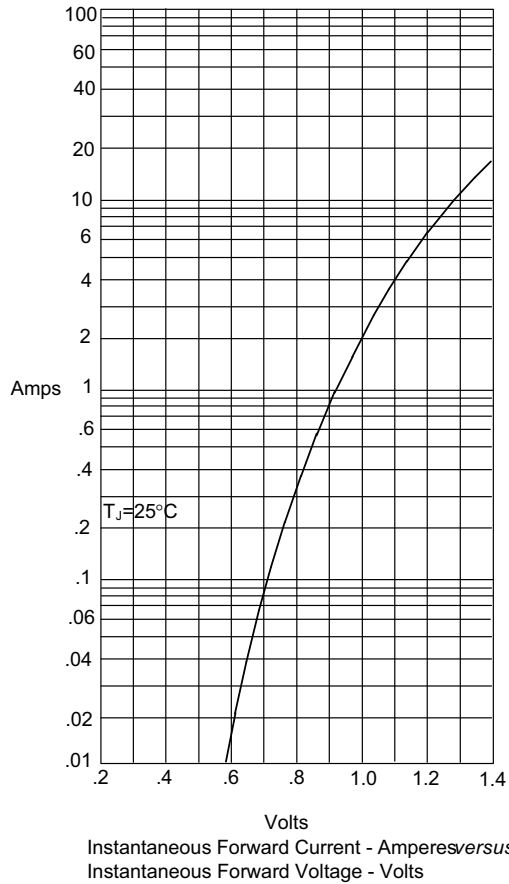


Figure 2  
Typical Reverse Characteristics

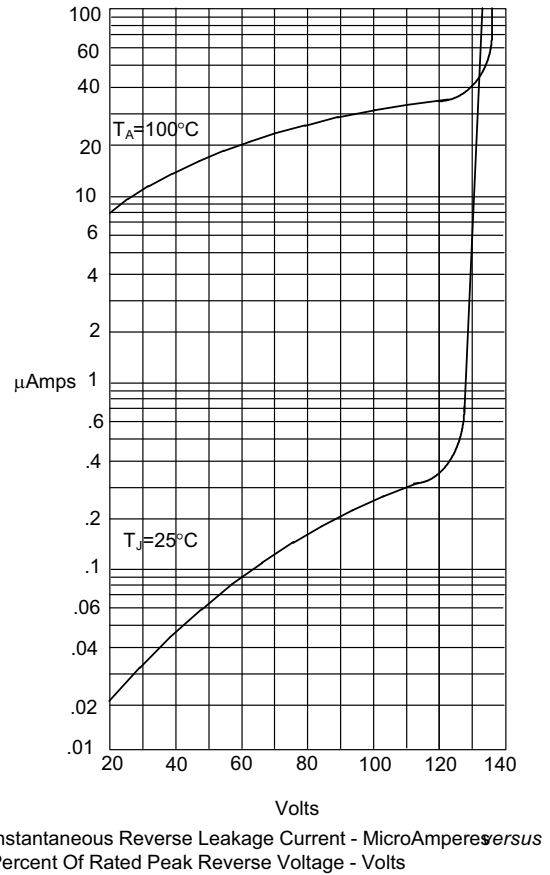


Figure 3  
Forward Derating Curve

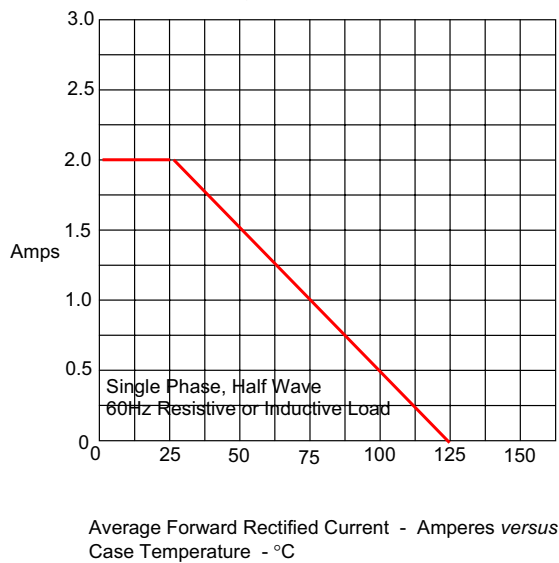
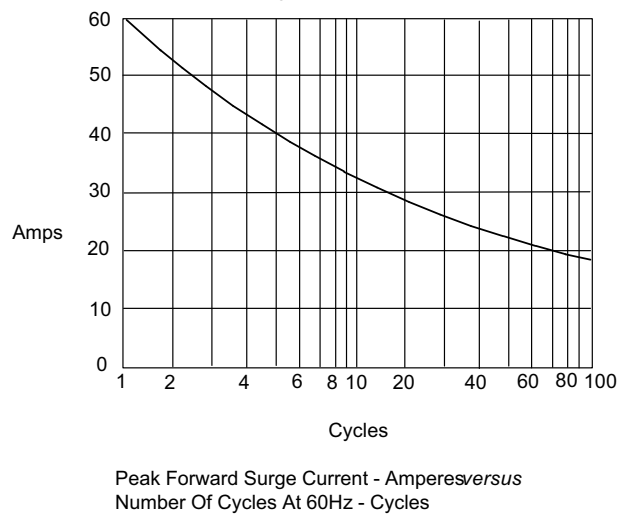


Figure 4  
Peak Forward Surge Current





Micro Commercial Components

**\*\*\*IMPORTANT NOTICE\*\*\***

*Micro Commercial Components Corp.* reserves the right to make changes without further notice to any product herein to make corrections, modifications, enhancements, improvements, or other changes. *Micro Commercial Components Corp.* does not assume any liability arising out of the application or use of any product described herein; neither does it convey any license under its patent rights, nor the rights of others. The user of products in such applications shall assume all risks of such use and will agree to hold *Micro Commercial Components Corp.* and all the companies whose products are represented on our website, harmless against all damages.

**\*\*\*APPLICATIONS DISCLAIMER\*\*\***

Products offer by *Micro Commercial Components Corp.* are not intended for use in Medical, Aerospace or Military Applications.

---

**[www.mccsemi.com](http://www.mccsemi.com)**