

Toggle Switches, MT Series, Wire Lug, Long Bat Actuator

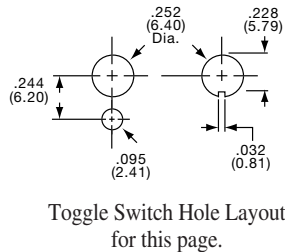
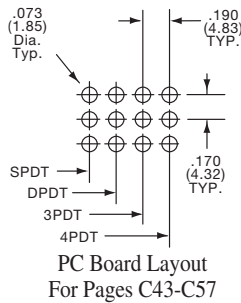
MATERIAL SPECIFICATIONS:

ContactsGold flash over silver
 Actuator MaterialChrome plated copper alloy
 Case MaterialThermoset 94V-0
 TerminalsGold flash
 Terminal SealEpoxy

ENVIRONMENTAL SPECIFICATIONS

Operating Temperature4°F to +176°F (-20°C to +80°C)
 Storage Temperature-40°F to +176°F (-40°C to +80°C)
 Solder Heat Resistance.....See page M3-4

UL Available when ordering . . . Consult factory.



TYPICAL PERFORMANCE CHARACTERISTICS:

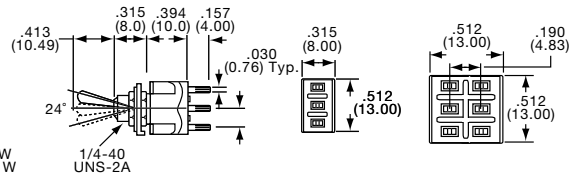
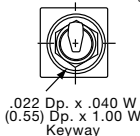
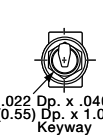
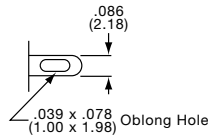
Contact Rating6 A @ 125 VAC, 3 A @ 250 VAC,
 4A @ 28 VDC
 Initial Contact Resistance.....20 Milliohms max.
 Contact Timing.....Break before make
 Insulation Resistance1,000 Megohms min. @ 500 VDC
 min. for 1 minute
 Dielectric Strength1,500 VAC
 Actuation Force05-1.5 kg.
 Actuator Travel24" (26° on MTL Series)
 High Torque Bushing ShoulderStandard
 Life ExpectancySee chart below.

NOTICE: For terminal connections refer to Code Chart Page M5-6.

Note: Hardware included with all switches

| Green Series toggle life expectancy chart | | | |
|---|---------|---------|-----------|
| Parameter | 2 Pos. | 3 Pos. | Momentary |
| Mechanical (no load) | 150,000 | 100,000 | 60,000 |
| 250AC (3A Resistive) | 80,000 | 60,000 | 60,000 |
| 125AC (6A Resistive) | 80,000 | 60,000 | 60,000 |
| 28DC(4) (Resistive) | 60,000 | 50,000 | 40,000 |

SPDT/DPDT/SP3T

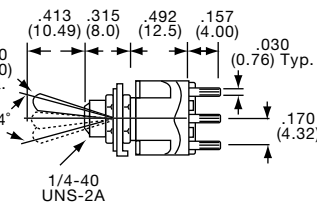
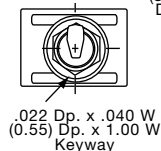
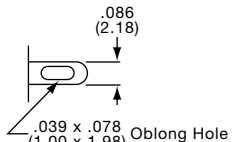


| Tyco Electronics | Alcoswitch | Type | Act. Code | P. M5 | On | None | On | Tyco Electronics | Alcoswitch | Type | Act. Code | P. M5 | On | None | On |
|------------------|------------|------|-----------|-------|------|------|------|------------------|------------|------|-----------|-------|------|------|------|
| 1-1437558-0 | MTA106D | SPDT | 1 | | On | None | On | 2-1437558-0 | MTA206N | DPDT | 2 | | On | None | On |
| 1-1437558-2 | MTA106E | SPDT | 5 | | On | Off | On | 2-1437558-2 | MTA206P | DPDT | 6 | | On | Off | On |
| 1-1437558-4 | MTA106F | SPDT | 1 | | On | None | (On) | 2-1437558-7 | MTA206R | DPDT | 2 | | On | None | (On) |
| 1-1437558-6 | MTA106G | SPDT | 5 | | (On) | Off | (On) | 2-1437558-9 | MTA206S | DPDT | 6 | | (On) | Off | (On) |
| 1-1437558-8 | MTA106H | SPDT | 5 | | On | Off | (On) | 3-1437558-2 | MTA206T | DPDT | 6 | | On | Off | On |
| | | | | | | | | 2-1437558-3 | *MTA206PA | SP3T | 11 | | On | On | On |
| | | | | | | | | 3-1437558-0 | *MTA206SA | SP3T | 11 | | (On) | On | (On) |
| | | | | | | | | 3-1437558-3 | *MTA206TA | SP3T | 11 | | On | On | (On) |

(On) indicates momentary position.

* Note: PA, SA & TA types have case .100(2.50) longer than other types.

3PDT/4PDT/DP3T



| Tyco Electronics | Alcoswitch | Type | Act. Code | P. M5 | On | None | On | Tyco Electronics | Alcoswitch | Type | Act. Code | P. M5 | On | None | On |
|------------------|------------|------|-----------|-------|----|------|------|------------------|------------|------|-----------|-------|----|------|----|
| 3-1437558-5 | MTA306D | 3PDT | 3 | | On | None | On | 4-1437558-3 | MTA406N | 4PDT | 4 | | On | None | On |
| 3-1437558-7 | MTA306E | 3PDT | 7 | | On | Off | On | 4-1437558-5 | MTA406P | 4PDT | 8 | | On | Off | On |
| 3-1437558-9 | MTA306F | 3PDT | 3 | | On | None | (On) | 4-1437558-6 | *MTA406PA | DP3T | 12 | | On | On | On |
| 4-1437558-1 | MTA306H | 3PDT | 7 | | On | Off | (On) | | | | | | | | |

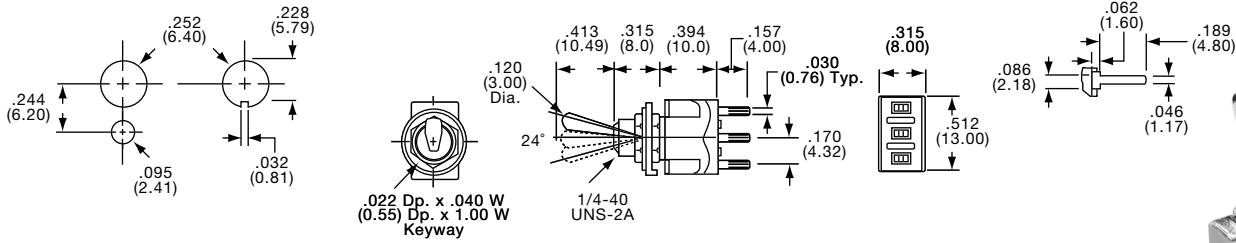
(On) indicates momentary position.

*Note: PA types have case .100(2.50) longer than other types.

Toggle Switches, MT Series, PC Tail, Long Bat Actuator

SEE PAGE C43 FOR PRODUCT SPECIFICATIONS

For terminal connections refer to Code Chart. (See Page M5-6)



SPDT

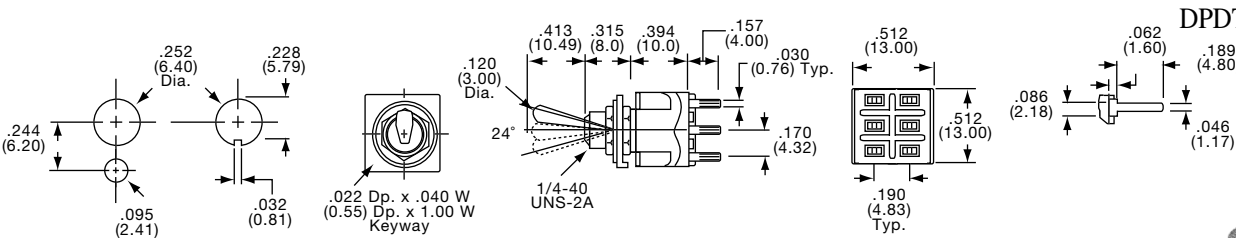


MTA106DPC

| Tyco Electronics | Alcoswitch | Type | Act. Code | P. M5 | On | None | Off | On |
|------------------|------------|------|-----------|-------|----|------|------|----|
| 1-1437558-1 | MTA106DPC | SPDT | 1 | | On | None | On | |
| 1-1437558-3 | MTA106EPC | SPDT | 5 | | On | Off | On | |
| 1-1437558-5 | MTA106FPC | SPDT | 1 | | On | None | (On) | |

| Tyco Electronics | Alcoswitch | Type | Act. Code | P. M5 | On | None | Off | On |
|------------------|------------|------|-----------|-------|------|------|------|----|
| 1-1437558-7 | MTA106GPC | SPDT | 5 | | (On) | Off | (On) | |
| 1-1437558-9 | MTA106HPC | SPDT | 5 | | On | Off | (On) | |

(On) indicates momentary position.



DPDT/SP3T

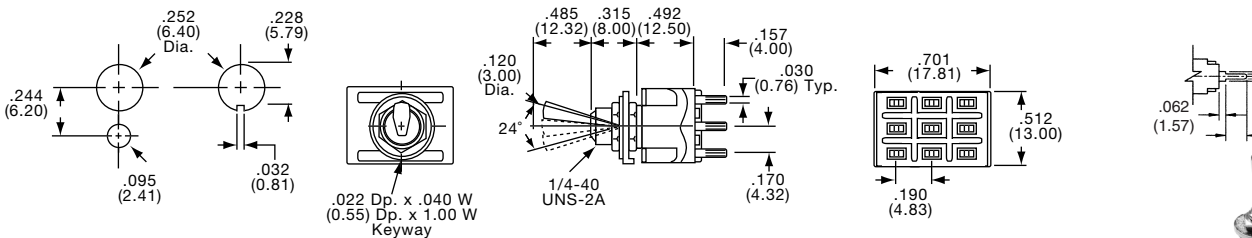


MTA206NPC

| Tyco Electronics | Alcoswitch | Type | Act. Code | P. M5 | On | None | Off | On |
|------------------|------------|------|-----------|-------|------|------|------|----|
| 2-1437558-1 | MTA206NPC | DPDT | 2 | | On | None | On | |
| 2-1437558-5 | MTA206PPC | DPDT | 6 | | On | Off | On | |
| 2-1437558-8 | MTA206RPC | DPDT | 2 | | On | None | (On) | |
| 3-1437558-1 | MTA206SPC | DPDT | 6 | | (On) | Off | (On) | |
| 3-1437558-4 | MTA206TPC | DPDT | 6 | | On | Off | (On) | |

| Tyco Electronics | Alcoswitch | Type | Act. Code | P. M5 | On | None | Off | On |
|------------------|-------------|------|-----------|-------|------|------|------|----|
| 2-1437558-4 | *MTA206PAPC | SP3T | 11 | | On | On | On | |
| | MTA206SAPC | SP3T | 11 | | (On) | On | (On) | |

(On) indicates momentary position.
* Note: PA types - case .100(2.50) longer than other types.



3PDT

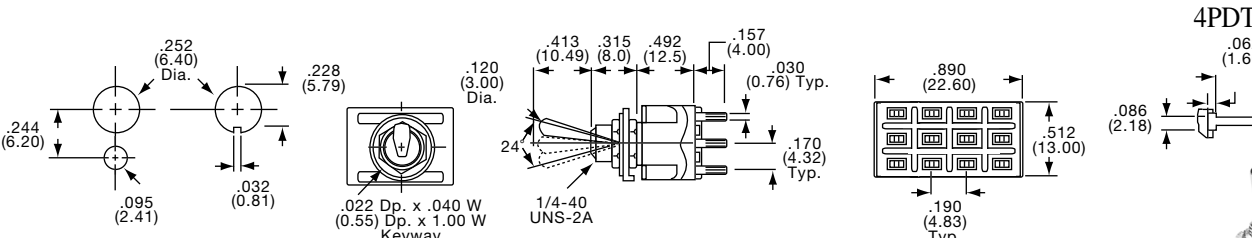


MTA306DPC

| Tyco Electronics | Alcoswitch | Type | Act. Code | P. M5 | On | None | Off | On |
|------------------|------------|------|-----------|-------|----|------|-----|----|
| 3-1437558-6 | MTA306DPC | 3PDT | 3 | | On | None | On | |
| 3-1437558-8 | MTA306EPC | 3PDT | 7 | | On | Off | On | |

| Tyco Electronics | Alcoswitch | Type | Act. Code | P. M5 | On | None | Off | On |
|------------------|------------|------|-----------|-------|----|------|------|----|
| 4-1437558-0 | MTA306FPC | 3PDT | 3 | | On | None | (On) | |
| 4-1437558-2 | MTA306HPC | 3PDT | 7 | | On | Off | (On) | |

(On) indicates momentary position.



4PDT/DP3T



MTA406NPC

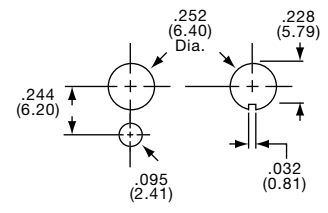
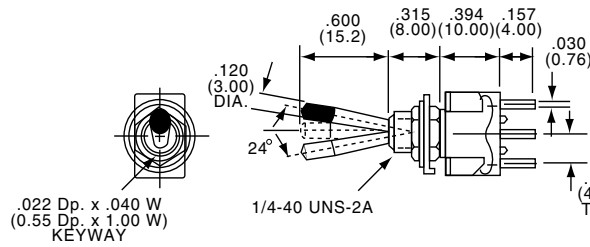
| Tyco Electronics | Alcoswitch | Type | Act. Code | P. M5 | On | None | Off | On |
|------------------|------------|------|-----------|-------|----|------|-----|----|
| 4-1437558-4 | MTA406NPC | 4PDT | 4 | | On | None | On | |
| 4-1437558-8 | MTA406PPC | 4PDT | 8 | | On | Off | On | |

| Tyco Electronics | Alcoswitch | Type | Act. Code | P. M5 | On | None | Off | On |
|------------------|------------|------|-----------|-------|----|------|-----|----|
| 4-1437558-7 | MTA406PAPC | DP3T | 12 | | On | On | On | |

Toggle Switches, MT Series, Wire Lug, Decorative Bat Actuator

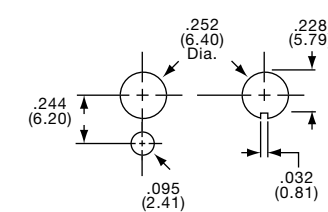
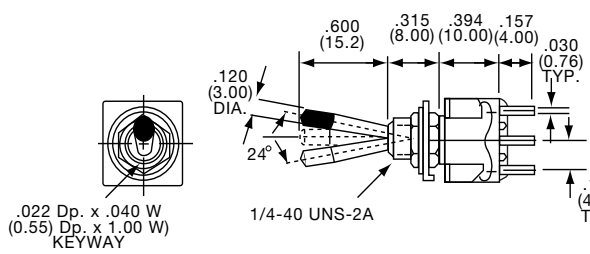
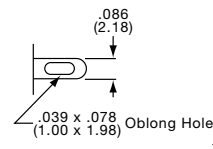
SEE PAGE C43 FOR PRODUCT SPECIFICATIONS

For terminal connections refer to Code Chart. (See Page M5-6)



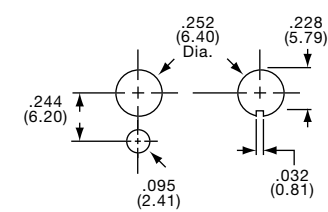
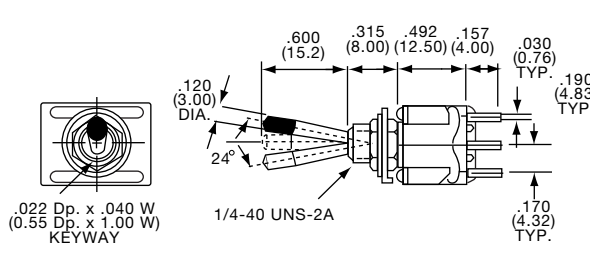
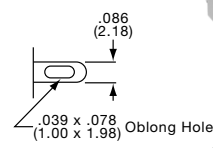
MTB106D

| Tyco Electronics | Alcoswitch | Type | Act. Code | P. M5 | On | None | On | Alcoswitch | Type | Act. Code | P. M5 | On | None | On |
|------------------|------------|------|-----------|-------|----|------|----|------------|------|-----------|-------|------|------|------|
| 6-1437558-3 | MTB106D | SPDT | 1 | | On | None | On | MTB106F | SPDT | 1 | | On | None | (On) |
| 6-1437558-2 | MTB106E | SPDT | 5 | | On | Off | On | MTB106G | SPDT | 5 | | (On) | Off | (On) |



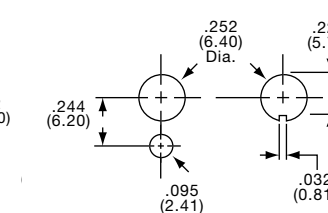
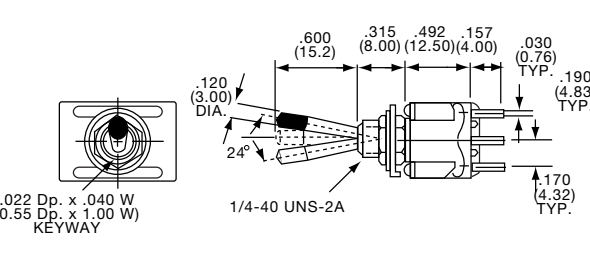
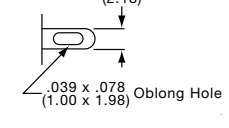
MTB206N

| Tyco Electronics | Alcoswitch | Type | Act. Code | P. M5 | On | None | On | Alcoswitch | Type | Act. Code | P. M5 | On | None | On |
|------------------|------------|------|-----------|-------|----|------|----|------------|------|-----------|-------|----|------|------|
| 6-1437558-4 | MTB206N | DPDT | 2 | | On | None | On | MTB206T | DPDT | 6 | | On | Off | (On) |
| 6-1437558-5 | MTB206P | DPDT | 6 | | On | Off | On | | | | | | | |



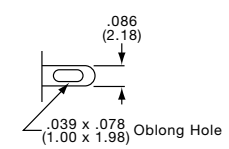
MTB306D

| Tyco Electronics | Alcoswitch | Type | Act. Code | P. M5 | On | None | On |
|------------------|------------|------|-----------|-------|----|------|----|
| 6-1437558-6 | MTB306D | 3PDT | 3 | | On | None | On |



MTB406N

| Tyco Electronics | Alcoswitch | Type | Act. Code | P. M5 | On | None | On |
|------------------|------------|------|-----------|-------|----|------|----|
| 6-1437558-7 | MTB406N | 4PDT | 4 | | On | None | On |



Toggle Switches, MT Series, Wire Lug, Splashproof Bat Actuator

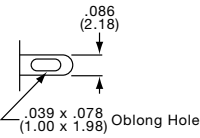
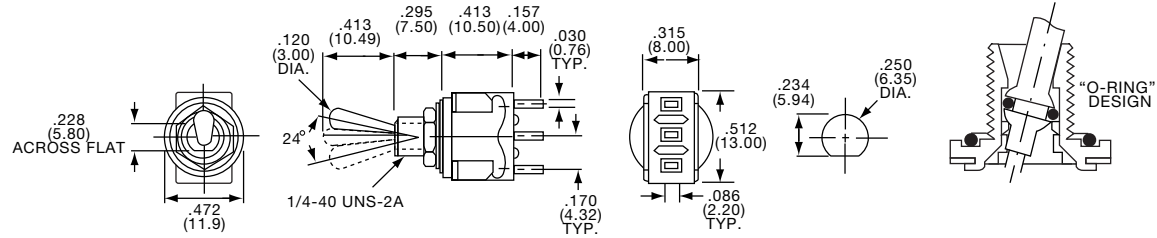
For terminal connections refer to Code Chart. (See Page M5-6)

SEE PAGE C43 FOR PRODUCT SPECIFICATIONS

SPDT



MTE106E



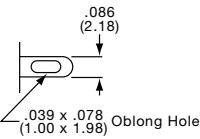
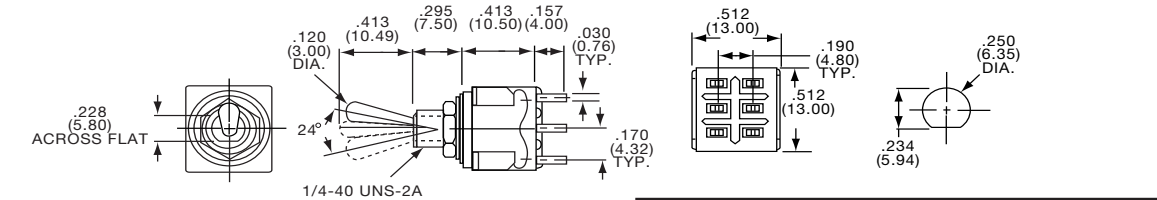
| Tyco Electronics | Alcoswitch | Type | Act. | Code | P. | M5 | | | |
|------------------|------------|------|------|------|----|----|------|------|------|
| 6-1437558-8 | MTE106D | SPDT | 1 | | | | On | None | On |
| 6-1437558-9 | MTE106E | SPDT | 5 | | | | On | Off | On |
| 7-1437558-0 | MTE106F | SPDT | 1 | | | | On | None | (On) |
| 7-1437558-1 | MTE106G | SPDT | 5 | | | | (On) | Off | (On) |
| | MTE106H | SPDT | 5 | | | | On | Off | (On) |

(On) indicates momentary position.

DPDT/SP3T



MTE206N



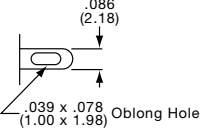
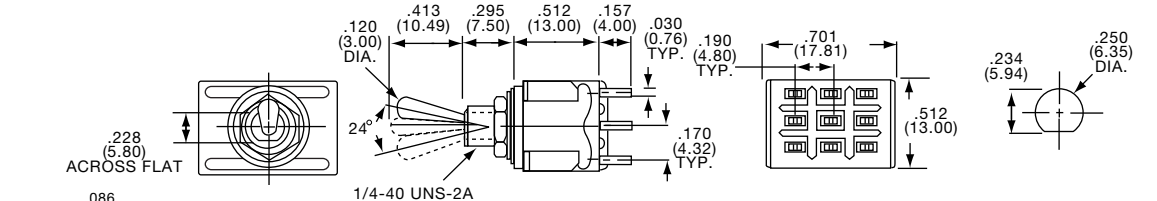
| Tyco Electronics | Alcoswitch | Type | Act. | Code | P. | M5 | | | |
|------------------|------------|------|------|------|----|----|------|------|------|
| 7-1437558-2 | MTE206N | DPDT | 2 | | | | On | None | On |
| 7-1437558-3 | MTE206P | DPDT | 6 | | | | On | Off | On |
| 7-1437558-5 | MTE206R | DPDT | 2 | | | | On | None | (On) |
| 7-1437558-6 | MTE206S | DPDT | 6 | | | | (On) | Off | (On) |
| 7-1437558-7 | MTE206T | DPDT | 6 | | | | On | Off | (On) |
| 7-1437558-4 | *MTE206PA | SP3T | 11 | | | | On | On | On |

(On) indicates momentary position.
*Note: PA types have case .100/(2.50) longer than other types.

3PDT



MTE306D

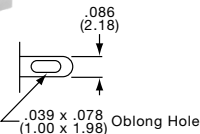
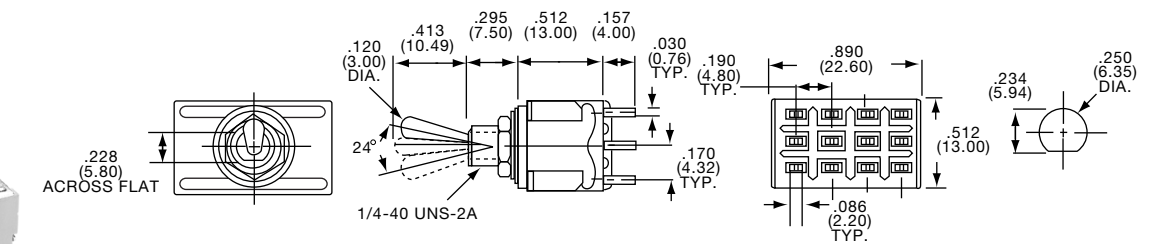


| Tyco Electronics | Alcoswitch | Type | Act. | Code | P. | M5 | | | |
|------------------|------------|------|------|------|----|----|----|------|----|
| 7-1437558-8 | MTE306D | 3PDT | 3 | | | | On | None | On |
| 7-1437558-9 | MTE306E | 3PDT | 7 | | | | On | Off | On |

4PDT



MTE406N



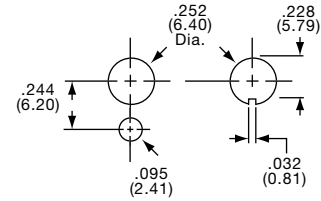
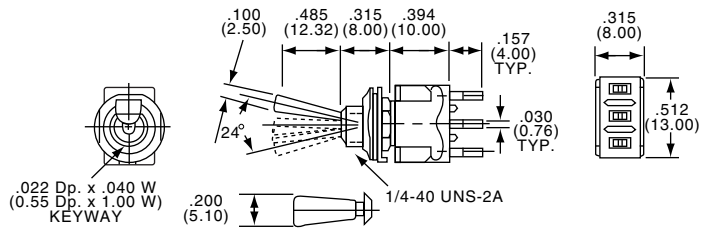
| Tyco Electronics | Alcoswitch | Type | Act. | Code | P. | M5 | | | |
|------------------|------------|------|------|------|----|----|----|------|----|
| 8-1437558-0 | MTE406N | 4PDT | 4 | | | | On | None | On |
| 8-1437558-1 | MTE406P | 4PDT | 8 | | | | On | Off | On |

Toggle Switches, MT Series, Wire Lug, Flat Actuator

SEE PAGE C43 FOR PRODUCT SPECIFICATIONS

For terminal connections refer to Code Chart. (See Page M5-6)

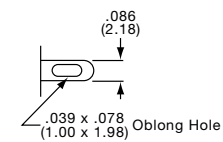
SPDT



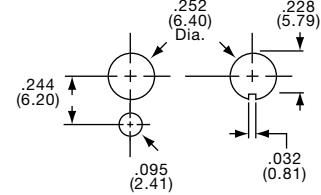
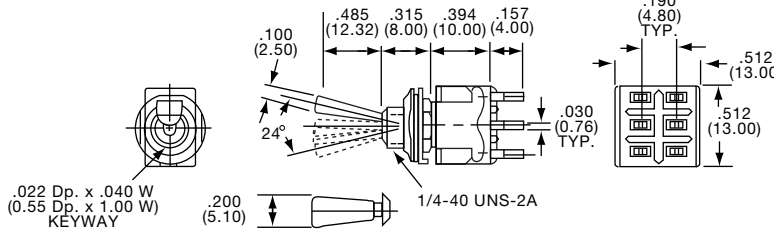
MTF106D

| Satin Chrome | | Bright Chrome | | Type | Act. Code P. M5 | On | None | On |
|------------------|------------|------------------|------------|------|-----------------|------|----------|------|
| Tyco Electronics | Alcoswitch | Tyco Electronics | Alcoswitch | | | | | |
| 8-1437558-3 | MTF106D | 8-1437558-8 | MTF126D | SPDT | 1 | On | None | On |
| 8-1437558-4 | MTF106E | 8-1437558-9 | MTF126E | SPDT | 5 | On | Off | On |
| 8-1437558-5 | MTF106F | 9-1437558-0 | MTF126F | SPDT | 1 | On | None(On) | |
| 8-1437558-6 | MTF106G | 9-1437558-1 | MTF126G | SPDT | 5 | (On) | Off | (On) |
| 8-1437558-7 | MTF106H | | | SPDT | 5 | On | Off | (On) |

(On) indicates momentary position.



MTF Series



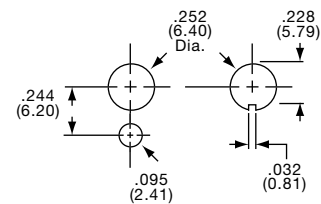
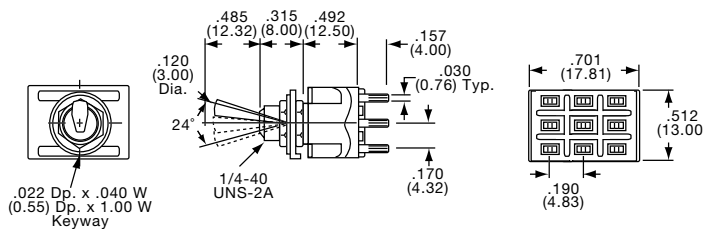
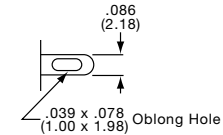
DPDT/SP3T



MTF206N

| Satin Chrome | | Bright Chrome | | Type | Act. Code P. M5 | On | None | On |
|------------------|------------|------------------|------------|------|-----------------|------|----------|------|
| Tyco Electronics | Alcoswitch | Tyco Electronics | Alcoswitch | | | | | |
| 9-1437558-2 | MTF206N | 9-1437558-9 | MTF226N | DPDT | 2 | On | None | On |
| 9-1437558-3 | MTF206P | 1437559-1 | MTF226P | DPDT | 6 | On | Off | On |
| 9-1437558-5 | MTF206R | | | DPDT | 2 | On | None(On) | |
| 9-1437558-6 | MTF206S | 1437559-4 | MTF226S | DPDT | 6 | (On) | Off | (On) |
| 9-1437558-8 | MTF206T | | | DPDT | 6 | On | Off | (On) |
| 9-1437558-4 | *MTF206PA | 1437559-2 | *MTF226PA | SP3T | 11 | On | On | On |
| 9-1437558-7 | *MTF206SA | 1437559-5 | *MTF226SA | SP3T | 11 | (On) | On | (On) |

*Note: PA & SA types have case .100/(2.50) longer than other types.

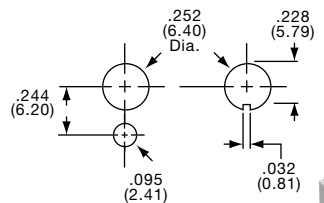
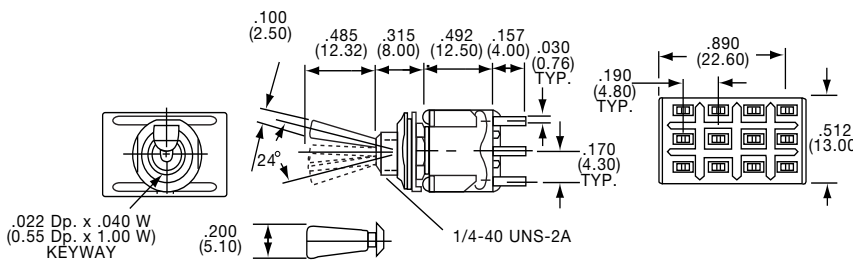
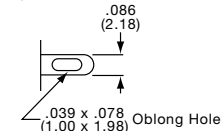


3PDT



MTF306D

| Satin Chrome | | Bright Chrome | | Type | Act. Code P. M5 | On | None | On |
|------------------|------------|------------------|------------|------|-----------------|----|------|----|
| Tyco Electronics | Alcoswitch | Tyco Electronics | Alcoswitch | | | | | |
| 1437559-6 | MTF306D | 1437559-7 | MTF326D | 3PDT | 3 | On | None | On |

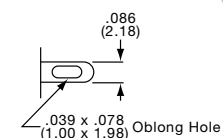


4PDT



MTF406N

| Satin Chrome | | Bright Chrome | | Type | Act. Code P. M5 | On | None | On |
|------------------|------------|------------------|------------|------|-----------------|----|------|----|
| Tyco Electronics | Alcoswitch | Tyco Electronics | Alcoswitch | | | | | |
| 1437559-8 | MTF406N | 1437559-9 | MTF426N | 4PDT | 4 | On | None | On |



Toggle Switches, MT Series, Wire Lug, Short Mustang Actuator

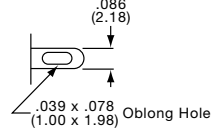
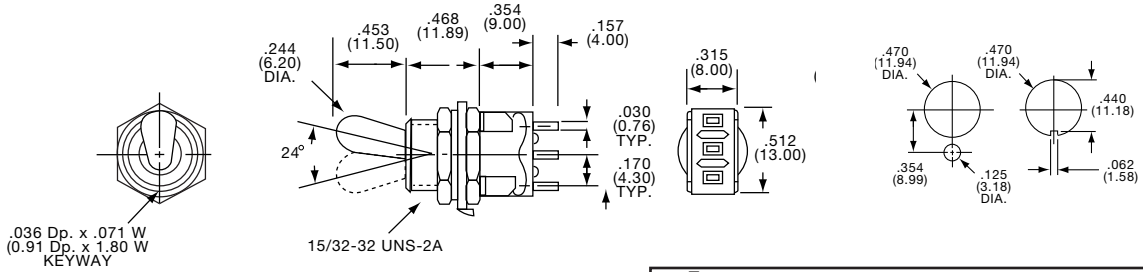
For terminal connections refer to Code Chart. (See Page M5-6)

SEE PAGE C43 FOR PRODUCT SPECIFICATIONS

SPDT



MTG106D



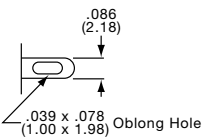
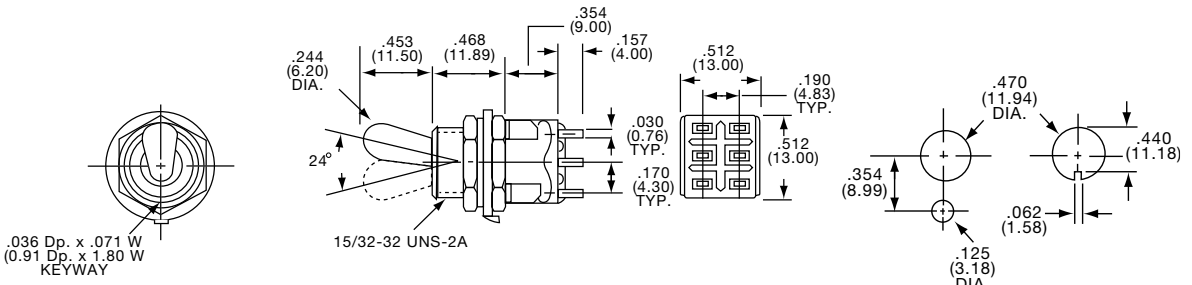
| Tyco Electronics | Alcoswitch | Type | Act. | Code | P. M5 | ↖ | ↕ | ↗ |
|------------------|------------|------|------|------|-------|------|---|---|
| 1-1437559-1 | MTG106D | SPDT | 1 | On | None | On | | |
| 1-1437559-2 | MTG106E | SPDT | 5 | On | Off | On | | |
| 1-1437559-3 | MTG106F | SPDT | 1 | On | None | (On) | | |
| 1-1437559-4 | MTG106G | SPDT | 5 | (On) | Off | (On) | | |
| 1-1437559-5 | MTG106H | SPDT | 5 | On | Off | (On) | | |

(On) indicates momentary position.

DPDT/SP3T



MTG206N




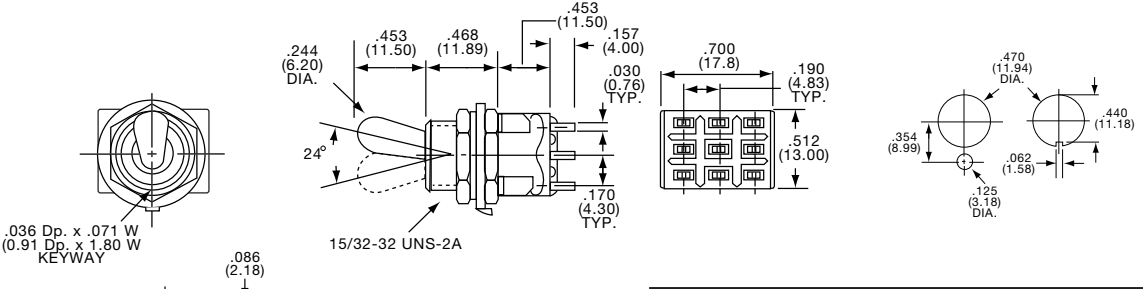
| Tyco Electronics | Alcoswitch | Type | Act. | Code | P. M5 | ↖ | ↕ | ↗ |
|------------------|------------|------|------|------|-------|------|---|---|
| 1-1437559-8 | MTG206N | DPDT | 2 | On | None | On | | |
| 2-1437559-0 | MTG206P | DPDT | 6 | On | Off | On | | |
| 2-1437559-2 | MTG206R | DPDT | 2 | On | None | (On) | | |
| 2-1437559-3 | MTG206S | DPDT | 2 | (On) | Off | (On) | | |
| 2-1437559-4 | *MTG206T | DPDT | 6 | On | Off | (On) | | |
| 2-1437559-1 | *MTG206PA | SP3T | 11 | On | On | On | | |

(On) indicates momentary position.
*Note: PA types have case .100/(2.50) longer than other types.

3PDT



MTG306D


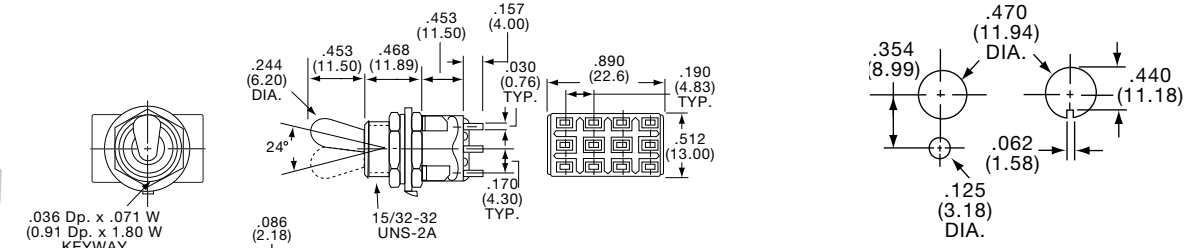


| Tyco Electronics | Alcoswitch | Type | Act. | Code | P. M5 | ↖ | ↕ | ↗ |
|------------------|------------|------|------|------|-------|----|---|---|
| 2-1437559-8 | MTG306D | 3PDT | 3 | On | None | On | | |
| 2-1437559-9 | MTG306E | 3PDT | 7 | On | Off | On | | |

4PDT



MTG406N

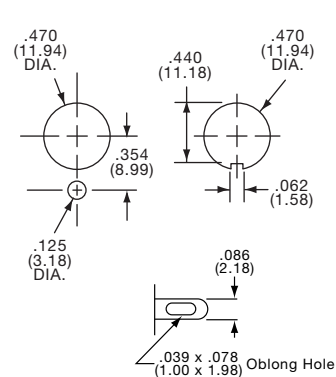
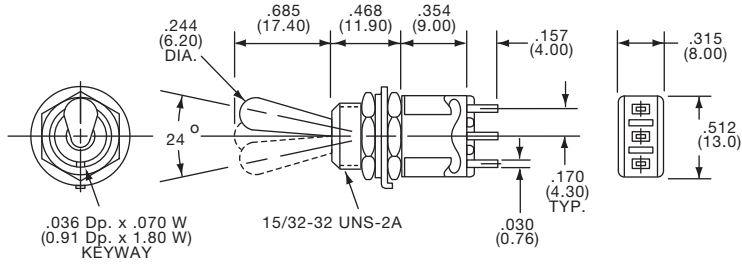


| Tyco Electronics | Alcoswitch | Type | Act. | Code | P. M5 | ↖ | ↕ | ↗ |
|------------------|------------|------|------|------|-------|----|---|---|
| 3-1437559-1 | MTG406N | 4PDT | 4 | On | None | On | | |
| 3-1437559-2 | MTG406P | 4PDT | 8 | On | Off | On | | |

Toggle Switches, MT Series, Wire Lug, Long Mustang Actuator

SEE PAGE C43 FOR PRODUCT SPECIFICATIONS

For terminal connections refer to Code Chart. (See Page M5-6)

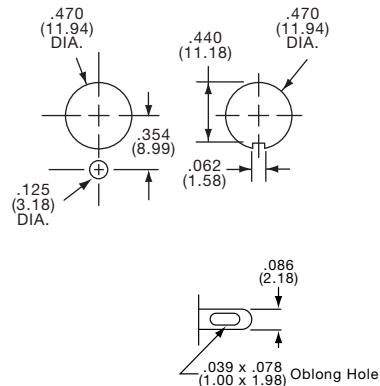
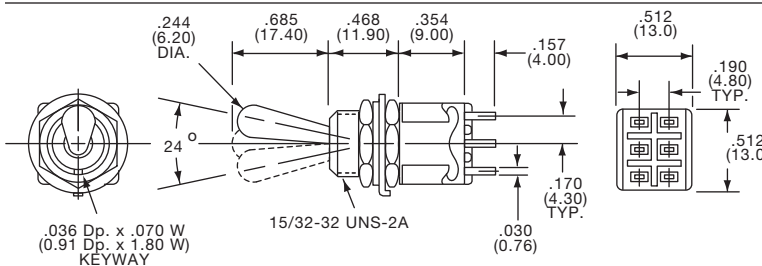


SPDT



MTG126D

| Tyco Electronics | Alcoswitch | Type | Act. Code P. M5 | On | None | On |
|------------------|------------|------|-----------------|----|------|----|
| 1-1437559-6 | MTG126D | SPDT | 1 | On | None | On |
| 1-1437559-7 | MTG126E | SPDT | 5 | On | Off | On |



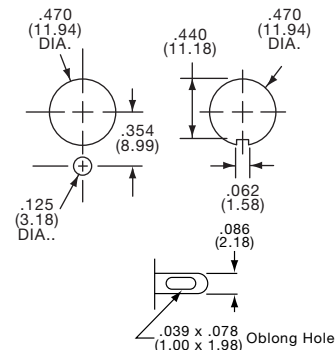
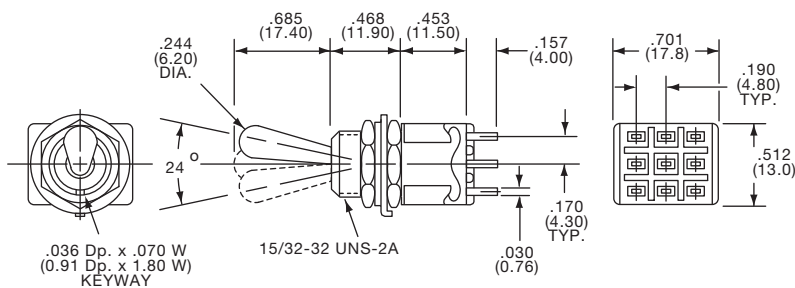
DPDT/SP3T



MTG226N

| Tyco Electronics | Alcoswitch | Type | Act. Code P. M5 | On | None | On |
|------------------|------------|------|-----------------|----|------|----|
| 2-1437559-5 | MTG226N | DPDT | 2 | On | None | On |
| 2-1437559-6 | MTG226P | DPDT | 6 | On | Off | On |
| 2-1437559-7 | *MTG226PA | SP3T | 11 | On | On | On |

*Note: PA types have case .100/(2.50) longer than other types.

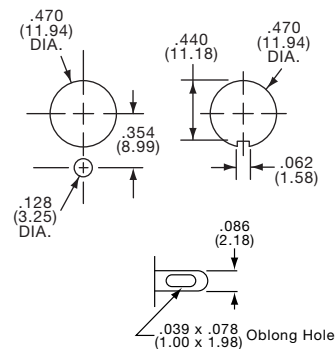
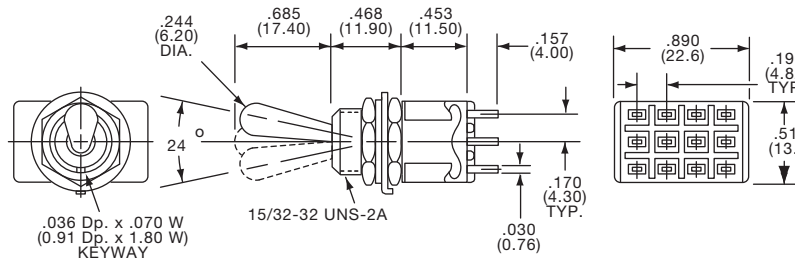


3PDT



MTG326D

| Tyco Electronics | Alcoswitch | Type | Act. Code P. M5 | On | None | On |
|------------------|------------|------|-----------------|----|------|----|
| 3-1437559-0 | MTG326D | 3PDT | 3 | On | None | On |



4PDT



MTG426N

| Tyco Electronics | Alcoswitch | Type | Act. Code P. M5 | On | None | On |
|------------------|------------|------|-----------------|----|------|----|
| 3-1437559-3 | MTG426N | 4PDT | 4 | On | None | On |

Toggle Switches, MT Series, Wire Lug, Miniature Locking

For terminal connections refer to Code Chart. (See Page M5-6)

SEE PAGE C43 FOR PRODUCT SPECIFICATIONS

SPDT

MTL106D

.022 Dp. x .040 W
(0.55 Dp. x 1.00 W)
KEYWAY

.086 (2.18)

.039 x .078 (1.00 x 1.98) Oblong Hole

.650 (17.0) UNLOCKED
.590 (15.0) LOCKED

.217 (5.51) DIA.

26°

.315 (8.00)

.433 (11.00)

.157 (4.00)

1/4-40 UNS-2A

.170 (4.32) TYP.

.030 (0.76) TYP.

.315 (8.00)

.512 (13.00)

.252 (6.40) Dia.

.228 (5.79)

.244 (6.20)

.095 (2.41)

.032 (0.81)

| Tyco Electronics | Alcoswitch | Type | Act. Code P. M5 | On | None | On |
|------------------|------------|------|-----------------|----|------|----|
| 3-1437559-4 | MTL106D | SPDT | 1 | On | None | On |
| 3-1437559-5 | MTL106E | SPDT | 5 | On | Off | On |

DPDT/SP3T

MTL206N

.022 Dp. x .040 W
(0.55 Dp. x 1.00 W)
KEYWAY

.086 (2.18)

.039 x .078 (1.00 x 1.98) Oblong Hole

.650 (17.0) UNLOCKED
.590 (15.0) LOCKED

.217 (5.51) DIA.

26°

.315 (8.00)

.433 (11.00)

.157 (4.00)

1/4-40 UNS-2A

.170 (4.32) TYP.

.030 (0.76) TYP.

.512 (13.00)

.190 (4.83) TYP.

.252 (6.40) Dia.

.228 (5.79)

.244 (6.20)

.095 (2.41)

.032 (0.81)

| Tyco Electronics | Alcoswitch | Type | Act. Code P. M5 | On | None | On |
|------------------|------------|------|-----------------|------|------|------|
| 3-1437559-7 | MTL206N | DPDT | 2 | On | None | On |
| 3-1437559-9 | MTL206P | DPDT | 6 | On | Off | On |
| 4-1437559-1 | MTL206S | DPDT | 6 | (On) | Off | (On) |
| 4-1437559-0 | *MTL206PA | SP3T | 11 | On | On | On |

(On) indicates momentary position.
*Note: PA types have case .100(2.50) longer than other types.

3PDT

MTL306D

.022 Dp. x .040 W
(0.55 Dp. x 1.00 W)
KEYWAY

.086 (2.18)

.039 x .078 (1.00 x 1.98) Oblong Hole

.650 (17.0) UNLOCKED
.590 (15.0) LOCKED

.217 (5.51) DIA.

26°

.315 (8.00)

.532 (13.50)

.157 (4.00)

1/4-40 UNS-2A

.170 (4.32) TYP.

.030 (0.76) TYP.

.701 (17.80)

.190 (4.83) TYP.

.252 (6.40) Dia.

.228 (5.79)

.244 (6.20)

.095 (2.41)

.032 (0.81)

| Tyco Electronics | Alcoswitch | Type | Act. Code P. M5 | On | None | On |
|------------------|------------|------|-----------------|----|------|----|
| 4-1437559-2 | MTL306D | 3PDT | 3 | On | None | On |

4PDT/DP3T

MTL406N

.022 Dp. x .040 W
(0.55 Dp. x 1.00 W)
KEYWAY

.086 (2.18)

.039 x .078 (1.00 x 1.98) Oblong Hole

.650 (17.0) UNLOCKED
.590 (15.0) LOCKED

.217 (5.51) DIA.

26°

.315 (8.00)

.532 (13.50)

.157 (4.00)

1/4-40 UNS-2A

.170 (4.32) TYP.

.030 (0.76) TYP.

.890 (22.60)

.190 (4.83) TYP.

.252 (6.40) Dia.

.228 (5.79)

.244 (6.20)

.095 (2.41)

.032 (0.81)

| Tyco Electronics | Alcoswitch | Type | Act. Code P. M5 | On | None | On |
|------------------|------------|------|-----------------|----|------|----|
| 4-1437559-4 | MTL406N | 4PDT | 4 | On | None | On |
| 4-1437559-5 | *MTL406PA | DP3T | 12 | On | On | On |

*Note: PA types have case .100(2.50) longer than other types.

C50

Catalog 1308390
Issued 9-04

www.tycoelectronics.com

Dimensions are in inches and millimeters unless otherwise specified. Values in parentheses or brackets are metric equivalents.

Dimensions are shown for reference purposes only. Specifications subject to change.

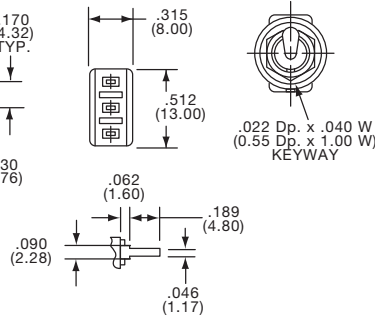
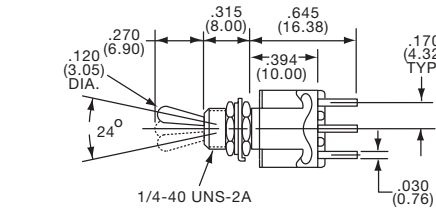
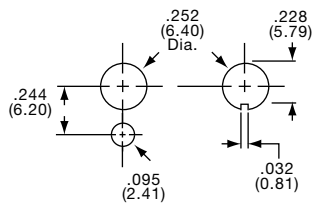
USA: 1-800-522-6752
Canada: 1-905-470-4425
Mexico: 01-800-733-8926
C. America: 52-55-5-729-0425

South America: 55-11-3611-1514
Hong Kong: 852-2735-1628
Japan: 81-44-844-8013
UK: 44-141-810-8967

Toggle Switches, MT Series, PC Tail, Short Bat Actuator

SEE PAGE C43 FOR PRODUCT SPECIFICATIONS

For terminal connections refer to Code Chart. (See Page M5-6)



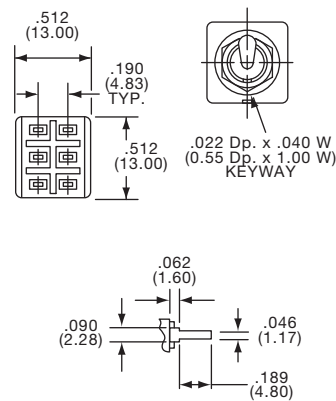
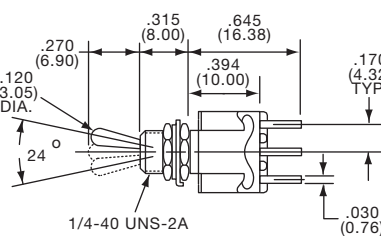
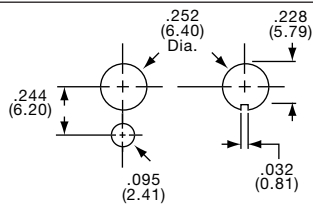
SPDT



MTM106DPC

| Tyco Electronics | Alcoswitch | Type | Act. Code | P. M5 | | | |
|------------------|------------|------|-----------|-------|----|-----------|----|
| 4-1437559-6 | MTM106DPC | SPDT | 1 | | On | None | On |
| 4-1437559-7 | MTM106EPC | SPDT | 5 | | On | Off | On |
| 4-1437559-8 | MTM106FPC | SPDT | 1 | | On | None (On) | |

(On) indicates momentary position.



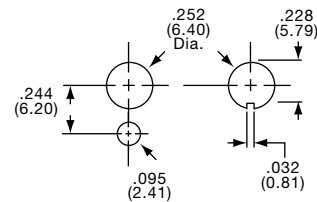
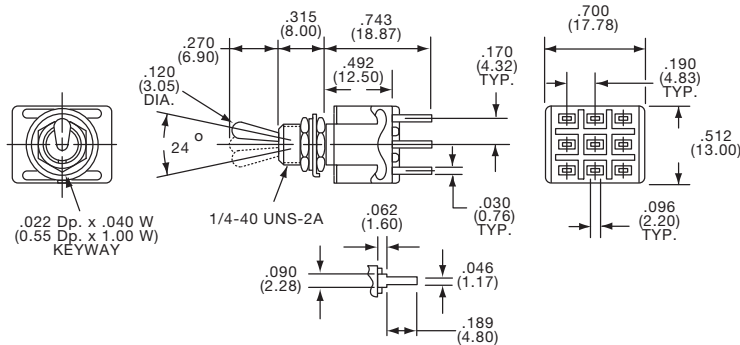
DPDT/SP3T



MTM206NPC

| Tyco Electronics | Alcoswitch | Type | Act. Code | P. M5 | | | |
|------------------|-------------|------|-----------|-------|------|------|------|
| 4-1437559-9 | MTM206NPC | DPDT | 2 | | On | None | On |
| 5-1437559-2 | MTM206SPC | DPDT | 6 | | (On) | Off | (On) |
| 5-1437559-0 | *MTM206PAPC | SP3T | 11 | | On | On | On |

(On) indicates momentary position.
*Note: PA types have case .100/(2.50) longer than other types.

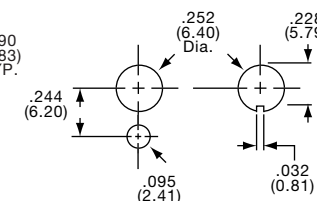
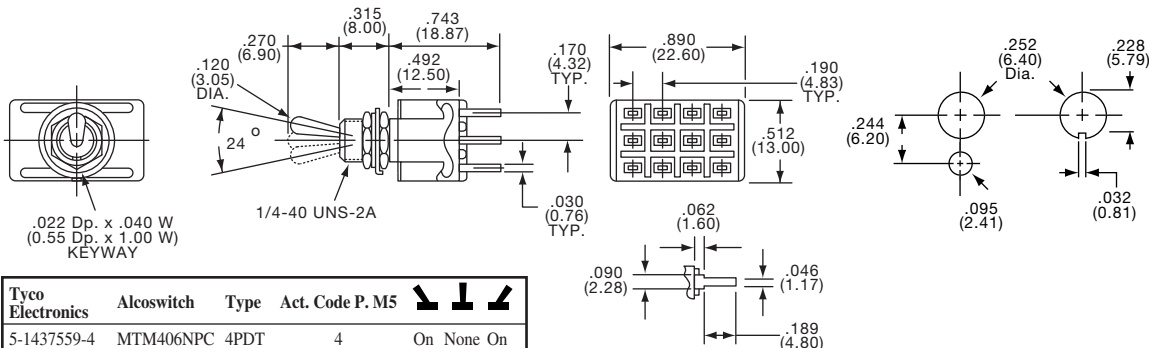


3PDT




MTM306DPC

| Tyco Electronics | Alcoswitch | Type | Act. Code | P. M5 | | | |
|------------------|------------|------|-----------|-------|----|------|----|
| 5-1437559-3 | MTM306DPC | 3PDT | 3 | | On | None | On |



4PDT



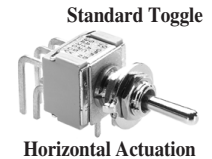
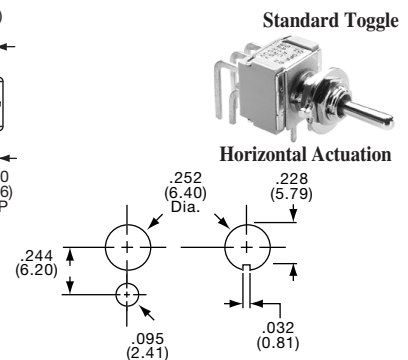
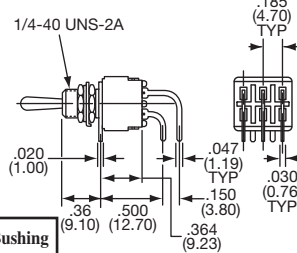
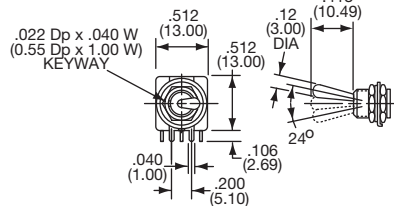
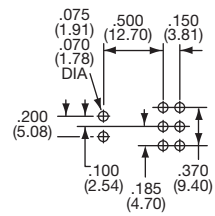
MTM406NPC

| Tyco Electronics | Alcoswitch | Type | Act. Code | P. M5 | | | |
|------------------|------------|------|-----------|-------|----|------|----|
| 5-1437559-4 | MTM406NPC | 4PDT | 4 | | On | None | On |

Toggle Switches, MT Series, Right Angle, Long or Short Bat Actuator

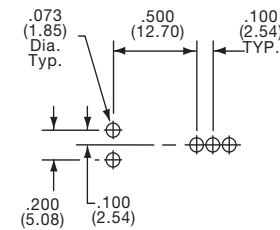
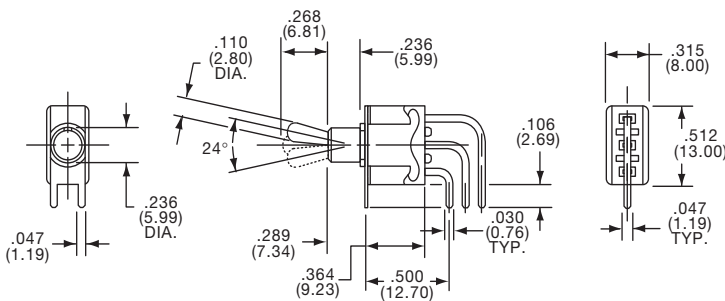
SEE PAGE C52 FOR PRODUCT SPECIFICATIONS

For terminal connections refer to Code Chart. (See Page M5-6)



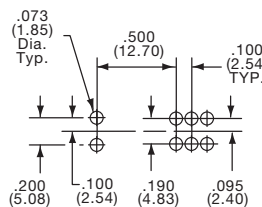
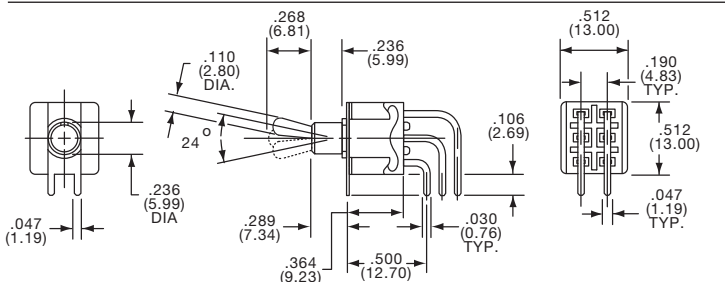
| Tyco Electronics | Alcoswitch | Type | Act. Code | P. M5 | Toggle | Bushing |
|------------------|------------|------|-----------|---------------|--------|---------|
| 5-1437558-6 | MTA8206NRA | DPDT | 2 | On None On | .410 | 1/4-40 |
| 5-1437558-9 | MTA8206PRA | DPDT | 6 | On Off On | .410 | 1/4-40 |
| | MTA8206RRA | DPDT | 2 | (On)None (On) | .410 | 1/4-40 |

(On) indicates momentary position.



MTM8106DVRA
Vertical Actuation

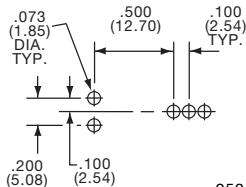
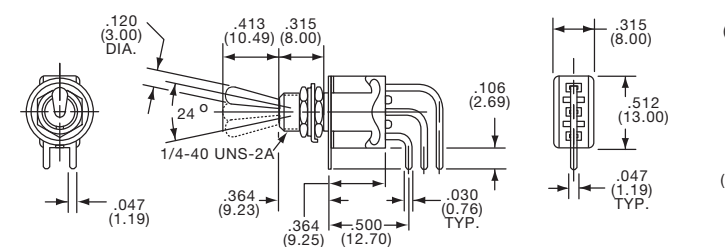
| Tyco Electronics | Alcoswitch | Type | Act. Code | P. M5 | Short Toggle | Bushing |
|------------------|-------------|------|-----------|------------|--------------|---------|
| 5-1437559-7 | MTM8106DVRA | SPDT | 1 | On None On | .270 | .250 |
| 5-1437559-9 | MTM8106EVRA | SPDT | 5 | On Off On | .270 | .250 |



MTM8206NVRA
Vertical Actuation

| Tyco Electronics | Alcoswitch | Type | Act. Code | P. M5 | Short Toggle | Bushing |
|------------------|-------------|------|-----------|--------------|--------------|---------|
| 1417566-1 | MTM8206NVRA | DPDT | 1 | On None On | .270 | .250 |
| | MTM8206PVRA | DPDT | 5 | On Off On | .270 | .250 |
| 147673-2 | MTM8206RVRA | DPDT | 1 | On None (On) | .270 | .250 |

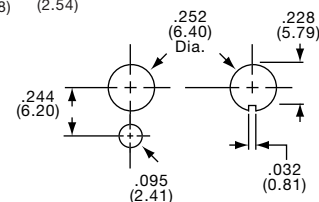
(On) indicates momentary position.



MTA8106DVRA
Vertical Actuation

| Tyco Electronics | Alcoswitch | Type | Act. Code | P. M5 | Short Toggle | Bushing |
|------------------|-------------|------|-----------|--------------|--------------|---------|
| 5-1437558-1 | MTA8106DVRA | SPDT | 1 | On None On | .410 | 1/4-40 |
| 147676-1 | MTA8106EVRA | SPDT | 5 | On Off On | .410 | 1/4-40 |
| | MTA8106FVRA | SPDT | 1 | On None (On) | .410 | 1/4-40 |

(On) indicates momentary position.



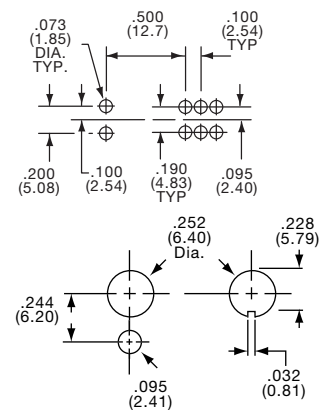
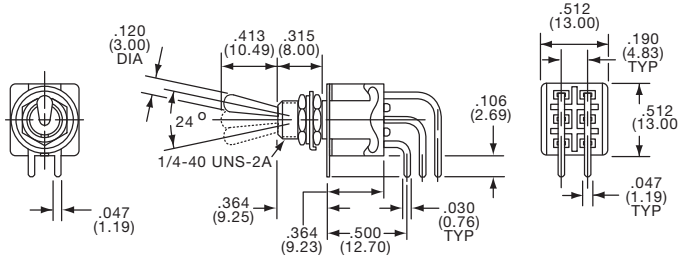
Toggle Switches, MT Series, Right Angle, Long or Short Bat Actuator

SEE PAGE C52 FOR PRODUCT SPECIFICATIONS

DPDT

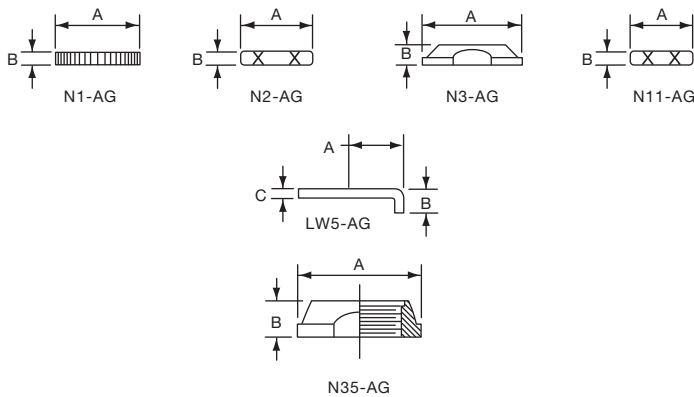


MTA8206NVRA
Vertical Actuation



| Tyco Electronics | Alcoswitch | Type | Act. Code | P. M5 | On | None | Off | Short Toggle | Bushing |
|------------------|-------------|------|-----------|-------|----|------|-----|--------------|---------|
| 5-1437558-7 | MTA8206NVRA | DPDT | 1 | | On | None | On | .410 | 1/4-40 |
| 6-1437558-0 | MTA8206PVRA | DPST | 5 | | On | Off | On | .410 | 1/4-40 |

Toggle Switches, Hardware and Accessories



STANDARD AND DECORATIVE MOUNTING HARDWARE

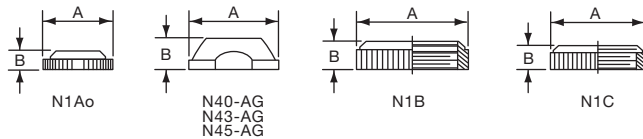
Fits all miniature toggle and pushbutton switches with 1/4-40 bushings. N1 and N3 nuts are recommended as styling options.




| Tyco Electronics | Alcoswitch | Description | Diameter | Finish | A | Dim. B | C |
|------------------|--------------|------------------------|----------|---------------|------|--------|------|
| 1437628-7 | N1-AG | Knurled Nut | 1/4-40 | Bright Nickel | .350 | .060 | |
| 1437561-9 | 10264-00-120 | Hex Nut | 1/4-40 | Bright Nickel | .312 | .062 | |
| 1-1437628-3 | N3-AG | Dress Nut | 1/4-40 | Bright Nickel | .460 | .090 | |
| 1-1437561-2 | 11106-AG | Hex Nut | 10-48 | Bright Nickel | .281 | .047 | |
| 1-1437628-4 | N35-AG | Dress Nut | 15/32-32 | Chrome Plate | .630 | .170 | |
| 1437628-2 | LW1 | Int. Tooth Lock Washer | 1/4-40 | Bright Nickel | .406 | .024 | |
| 1437628-5 | LW5-AG | Locking Ring | 1/4" | Bright Nickel | .200 | .086 | .032 |
| 1437628-3 | LW12-AG | Lock Washer | No. 10 | Bright Nickel | .315 | .035 | .035 |

"PERFECT FIT" DECORATIVE MOUNTING HARDWARE

Use blind threaded nuts for ultimate appearance. Finger tighten until nut rests on ridge - Final tightening with back-up nut.



| Tyco Electronics | Alcoswitch | Description | Diameter | Finish | Dim. A | Dim. B |
|------------------|------------|-------------|----------|---------------|--------|--------|
| 1437628-9 | N1A | Knurled Nut | 1/4-40 | Chrome Plate | .315 | .080 |
| 1-1437628-0 | N1B | Knurled Nut | 15/32-32 | Bright Nickel | .562 | .140 |
| 1-1437628-1 | N1C | Knurled Nut | 3/8-32 | Bright Nickel | .469 | .093 |
| 1-1437628-5 | N40-AG | Dress Nut | 1/4-40 | Matte Nickel | .375 | .120 |
| 1-1437628-6 | N43-AG | Dress Nut | 1/4-40 | Bright Nickel | .375 | .120 |
| 1-1437628-7 | N45-AG | Dress Nut | 15/32-32 | Chrome Plate | .630 | .170 |

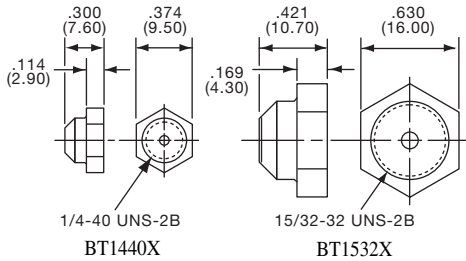




Toggle Switches, Legend Plates, Boot Seals

Constructed of .025 gauge brushed aluminum, finished with scratch resistant matte black enamel. Easily readable & aesthetically attractive.

| Tyco Electronics | Alcoswitch | Description | Dim. | |
|------------------|------------|-------------------------------------|------|-------|
| | | | A | B |
| 2-1437628-4 | SPA32 | On-Off (for 1/4" diameter switch) | .375 | .880 |
| 2-1437628-6 | SPA42 | On-Off (for 15/32" diameter switch) | .680 | 1.125 |



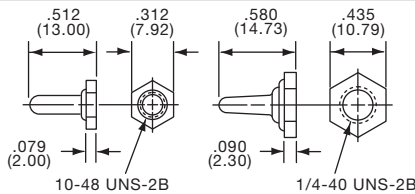
1/4-40 & 15/32-32 TOGGLE SWITCH BOOT SEALS

Splashproof seals especially designed for toggle switches having longer actuators. They are also highly recommended for 3-position maintained toggle switches where full-cover boots may have a tendency to pull the toggle back to center. No O-Ring required. These boot seals are not recommended for use with flat toggles.

| Tyco Electronics | Alcoswitch | Mount Color | Boot Color | Thread Size | Use With Switch Type |
|------------------|------------|-------------|------------|-------------|----------------------|
| 3-1437626-6 | BT14400 | Black | Black | 1/4-40 | TT, MTA, Gemini |
| | BT14402 | Red | Red | 1/4-40 | TT, MTA, Gemini |
| | BT14408 | Gray | Gray | 1/4-40 | TT, MTA, Gemini |
| 3-1437626-7 | BT15320 | Black | Black | 15/32-32 | MTG Series |
| 3-1437626-8 | BT15322 | Red | Red | 15/32-32 | MTG Series |
| 3-1437626-9 | BT15328 | Gray | Gray | 15/32-32 | MTG Series |



BT1440



10-48 & 1/4-40 TOGGLE SWITCH BOOT SEALS

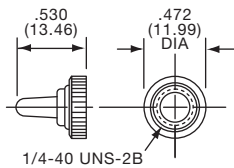
Splashproof seals designed for "TINY" and miniature switches with bat toggles up to .370" long. A hex nut is integrally bonded to the Neoprene boot. No O-Ring is required.

| Tyco Electronics | Alcoswitch | Mount Color | Boot Color | Thread Size | Use With Switch Type |
|------------------|------------|-------------|------------|-------------|----------------------|
| 1437626-1 | B10480 | Black | Black | 10-48 | TT Series |
| 1437626-2 | B10482 | Red | Red | 10-48 | TT Series |
| 1437626-3 | B10488 | Gray | Gray | 10-48 | TT Series |
| 1437626-4 | B14400 | Black | Black | 1/4-40 | TT, MTA, Gemini |
| 1437626-5 | B14402 | Red | Red | 1/4-40 | TT, MTA, Gemini |
| 1437626-6 | B14408 | Gray | Gray | 1/4-40 | TT, MTA, Gemini |



B14400

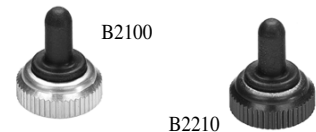
B10480



1/4-40 TOGGLE SWITCH BOOT SEALS

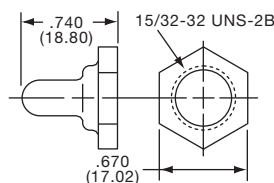
Splashproof toggle seals having 1/4-40 blind nuts integrally mounted on the Black Neoprene seal. Supplied with captive O-Ring to complete the panel seal. Accepts bat toggles from .375" to .468" long.

| Tyco Electronics | Alcoswitch | Mount Color | Boot Color | Thread Size | Use With Switch Type |
|------------------|------------|-------------|------------|-------------|---------------------------|
| 1-1437626-0 | B2100 | Nickel | Black | 1/4-40 | TT, Gemini and MTA Series |
| 1-1437626-1 | B2210 | Black | Black | 1/4-40 | TT, Gemini and MTA Series |



B2100

B2210



15/32-32 TOGGLE SWITCH BOOT SEALS

Splashproof toggle seals incorporating a molded-in hex nut for water tight & dust tight protection. Recommended for standard size toggle switches with short to medium length toggle levers. Replaces standard hardware usually supplied with the switch.

| Tyco Electronics | Alcoswitch | Mount Color | Boot Color | Thread Type | Use With Switch Type |
|------------------|------------|-------------|------------|-------------|--------------------------------------|
| 1437626-7 | B15320 | Black | Black | 15/32-32 | MTG Series, Gemini "T", "T1" Options |
| 1437626-8 | B15322 | Red | Red | 15/32-32 | MTG Series, Gemini "T", "T1" Options |
| 1437626-9 | B15328 | Gray | Gray | 15/32-32 | MTG Series, Gemini "T", "T1" Options |

B15320



Engineering Notes



Engineering Notes