

ADSL Magnetics

Miniature EE5 Inductors



TM00328

- Designed with two well balanced and coupled windings for use in ADSL applications where filtering is required
- Operating temperature range: -40° C to +85° C
- Meets IEC 695, 2-2 flammability requirements
- PWB Process Capability: standard printed wiring board assembly techniques, total-immersion cleaning
- Reliability testing: shock, vibration, temperature cycling, temperature - humidity - bias

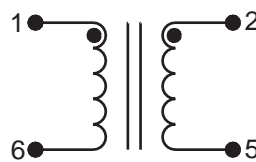
ELECTRICAL SPECIFICATIONS AT 25° C

Part Number	Turns Ratio ² ± 1%	Inductance μH	DCR Ω max		Dielectric Rating VDC between (1-6) & (2-5)
	(1-6) : (2-5)		(1-6)	(1-6)	
S560-6100-16	1 : 1	50 (±5%) ³	1.95	1.95	500
S560-6100-17	1 : 1	340 (±5%) ³	5.8	5.8	500
S560-6100-18	1 : 1	170 (±5%) ³	4.5	4.5	500
S560-6100-21	1 : 1	205 (±7.8%) ³	5.5	5.5	500
S560-6100-22	1 : 1	91 (±7%) ⁴	2	2	500
S560-6100-23	1 : 1	95.5 (±7%) ⁴	2	2	500
S560-6100-25	1 : 1	300 (±7%) ⁴	5.8	5.8	500
S560-6100-26	1 : 1	452 (±7%) ⁴	8.5	8.5	500
S560-6100-27	1 : 1	505 (±7%) ⁴	8.5	8.5	500
S560-6100-31	1 : 1	280 (±7%) ³	4.8	4.8	500
S560-6100-32 ¹	1 : 1	91 (±7%) ⁴	2	2	500
S560-6100-34	1 : 1	133 (±5%) ³	2	2	500
S560-6100-35	1 : 1	153 (±5%) ³	2.2	2.2	500


- replace winding (1-6) with (1-5) & replace winding (2-5) with (2-4)
- measured at 20 kHz, 1 Vrms
- measured at 10 kHz, 0.1 Vrms
- measured at 100 kHz, 0.1 Vrms

SCHEMATIC

S560-6100-16
S560-6100-17
S560-6100-18
S560-6100-21
S560-6100-22
S560-6100-23
S560-6100-25
S560-6100-26
S560-6100-27
S506-6100-31
S560-6100-34
S506-6100-35



S560-6100-32



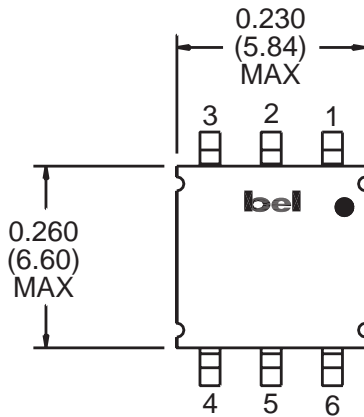
©2000 Bel Fuse Inc. Specifications subject to change without notice. 04.00

Bel Fuse Inc. 198 Van Vorst Street, Jersey City, NJ 07302 • Tel 201-432-0463 • Fax 201-432-9542 • www.belfuse.com

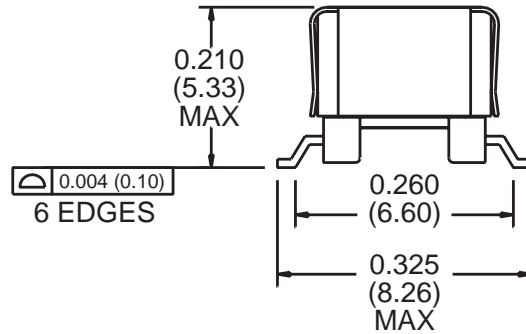
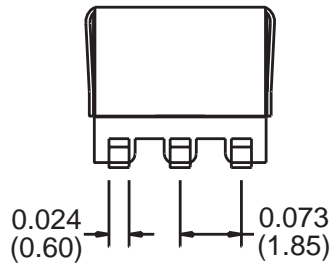
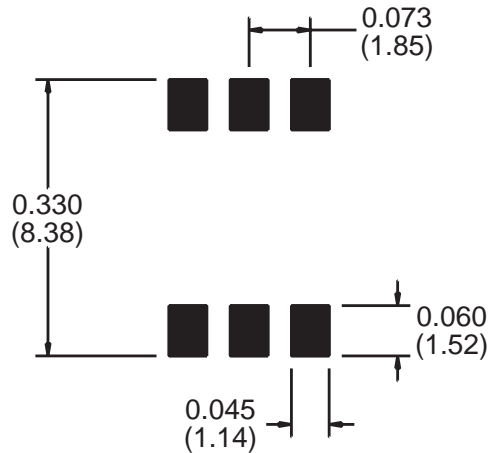
T3-73

MECHANICAL

- | | |
|---------------------|---------------------|
| S560-6100-16 | S560-6100-25 |
| S560-6100-17 | S560-6100-26 |
| S560-6100-18 | S560-6100-27 |
| S560-6100-21 | S506-6100-31 |
| S560-6100-22 | S560-6100-32 |
| S560-6100-23 | S560-6100-34 |
| | S506-6100-35 |



SUGGESTED PCB PAD LAYOUT



©2000 Bel Fuse Inc. Specifications subject to change without notice. 04.00

CORPORATE

Bel Fuse Inc.
198 Van Vorst Street
Jersey City, NJ 07302
Tel 201-432-0463
Fax 201-432-9542
www.belfuse.com

T3-74

FAR EAST

Bel Fuse Ltd.
8F / 8 Luk Hop Street
San Po Kong
Kowloon, Hong Kong
Tel 852-2328-5515
Fax 852-2352-3706
www.belfuse.com

EUROPE

Bel Fuse Europe Ltd.
Preston Technology Management Centre
Marsh Lane, Suite G7, Preston
Lancashire, PR1 8UD, U.K.
Tel 44-1772-556601
Fax 44-1772-888366
www.belfuse.com