

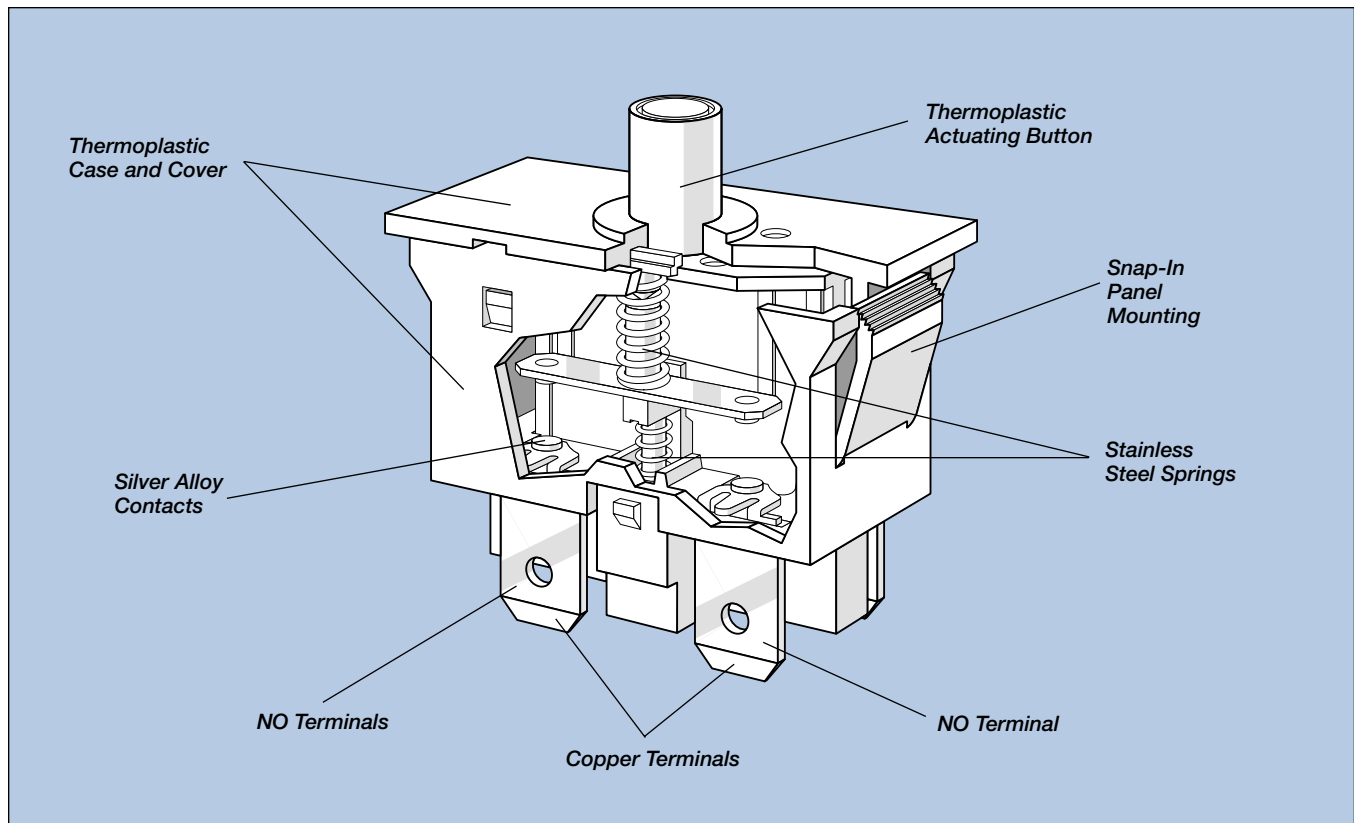


FA(2) Series

Two-Circuit Line Interrupt

FA1	16 amp
FA2	10.1 amp
FA3	0.1 amp
FA4	16 amp/0.1 amp
FA5	10.1 amp/0.1 amp

Features

- Compact size
1.260"L x 0.709"W x 0.707"H
- Low operating force
(400 grams max.)
- Long stroke (O.T. 4.3 mm min.)
- Snap in panel mounting
- 3 types of configurations
- 5 current ratings
- Double make shorting bars
- Agency approved extended life versions
- International approval available
- 3 mm minimum contact gaps
- Optional connector available
(see photo)

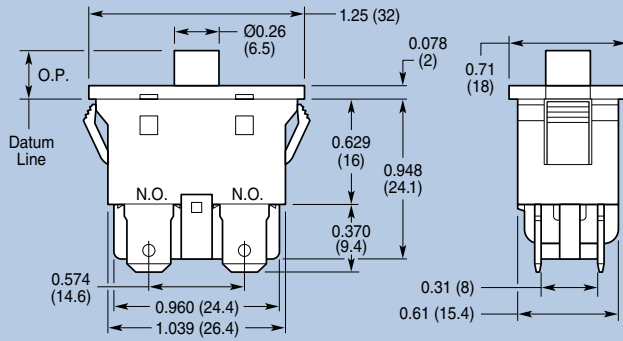


FA(2) Series

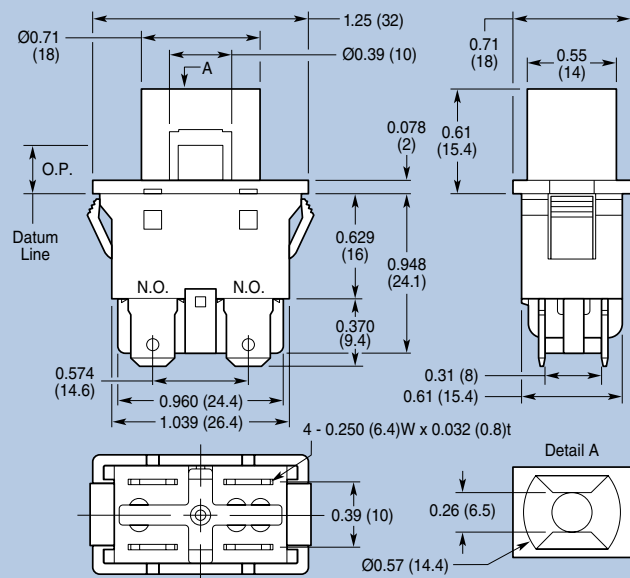
Two-Circuit Line Interrupt

Dimensions: Inches (mm)

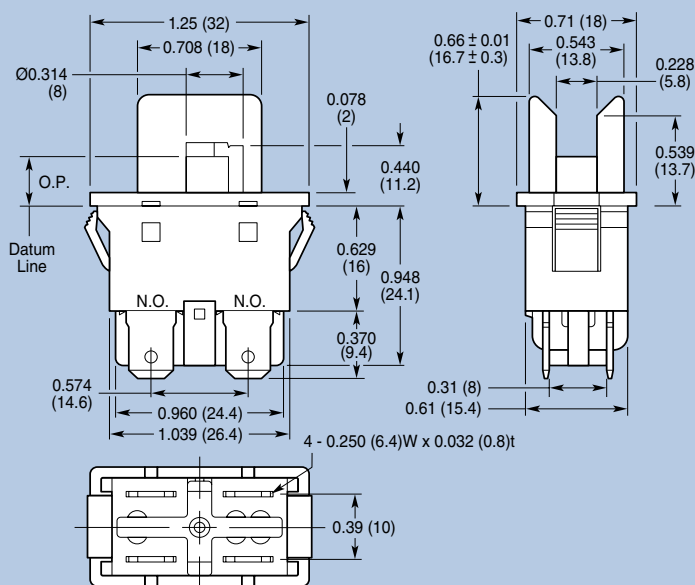
FA1L - AA22



FA1L - BA22



FA1L - CA22



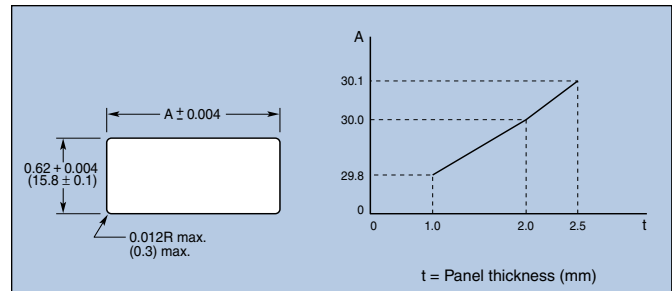
FA(2) Series

Two-Circuit Line Interrupt


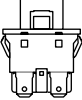
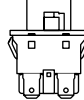
FA Series are 2-Circuit Line Interrupt Switch which meets increasing requirements of small-sized electrical equipment.

They satisfy all requirements needed as interlock switches, world-wide safety approvals, "Double Return Spring Configuration" and 4mm of contact gaps, creepage and clearance distances. Their unique small sizing enables easy location.

Panel Cutout



Contacts and Ratings

Ratings				
UL, CNR	VDE, SEMKO, TÜV			
16 amp 125/250VAC 6 amp 30 VDC. 1 amp 50 VDC Silver Alloy Contacts	16 amp(4) 250 VAC			
10.1 amp 125/250 VAC 3 amp 30 VDC Silver Alloy Contacts	10 amp (3) 250 VAC 250 VAC	FA1L – AA22	FA1L – BA22	FA1L – CA22
0.1 amp 125/250 VAC 0.25 amp 30 VDC Silver Alloy Contacts (Gold Plated)	0.1 (0.05) 250 VAC	FA2L – AA22	FA2L – BA22	FA2L – CA22
		FA3L – AA22	FA3L – BA22	FA3L – CA22

() : Motor Load

Electrical Specifications/Life

Mechanical Life	1,000,000 cycles min.
Electrical Life	100,000 cycles min.
Operating Temperature	-25° to +85°C
Flammability Rating	UL94V-O

Materials

Base/Cover	Thermoplastic Nylon
Actuator Button	Thermoplastic Nylon
Guide	Thermoplastic Nylon
Coil Spring	Stainless Steel
Terminals	FA1, FA2: Copper (Silver Plated) FA3: Copper
Blade	FA1, FA2: Copper (Silver Plated) FA3: Copper
Contact	FA1, FA2: Silver Alloy FA3: Silver Alloy (Gold Plated)

Specifications

Insulation Resistance	100MΩ min. (500 V DC – 1 minute)
Dielectric Strength	4000 V AC – for 1 minute
Vibration-proof	10-55 Hz (Double amplitude 1.5 mm)
Shock-proof	30 G (6 directions)
Tracking Resistance	400 V min.

FA(2) Series

Two-Circuit Line Interrupt

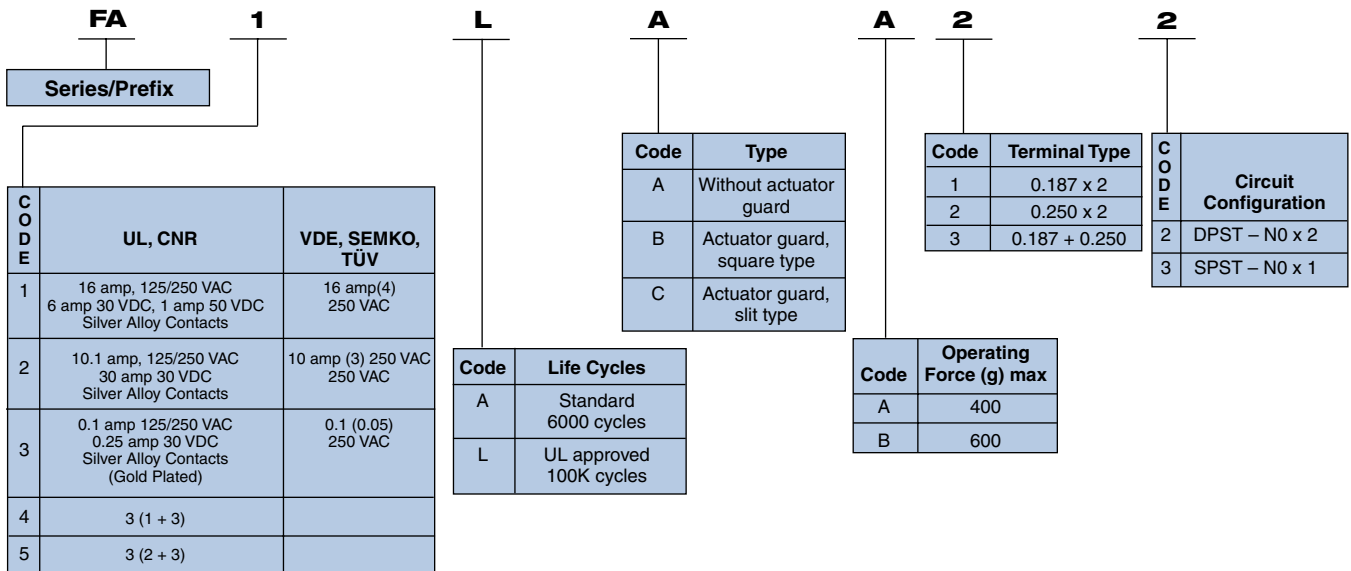
Operating Characteristics

Characteristics: OF – Operating Force, OP – Operating Point, OT – Overtravel, TTF – Total Traveled Force, PT – Pretravel, RP – Rest Position

Switch Types	OF Max. gms.	OP* mm	OT Min. mm	TTF Max. gms.	PT Max. mm	RP* mm
FA □ □ - AA □ □	400	7.2 ±0.5	4.3	700	2.4	9.6 ±0.5
FA □ □ - AB □ □	600	7.2 ±0.5	4.3	1000	2.4	9.6 ±0.5

* Measured from Datum line. Refer to dimensional drawings on page 6-11.

Ordering Information



Nichifu America Connector:

Block: NSW02-4PH

Terminals (4 per block): CSS-66393-F-3 18-22 gauge wire
CSS-66325-F-3 14-16 gauge wire