

HIGH FREQUENCY MAGNETICS

T1/CEPT Dual Line Interface Transformers

TM00111

- Minimum interwinding breakdown voltage of 1500 Vrms

ELECTRICAL SPECIFICATIONS at 25° C

Part Number	Turns Ratio ±5%		Primary Inductance mH min		Leakage Inductance μH max		Interwinding Capacitance pF max		DCR Ω max			
	Coil A	Coil B	Coil A	Coil B	Coil A	Coil B	Coil A	Coil B	Pri		Sec	
									Coil A	Coil B	Coil A	Coil B
0553-0013-1J	1 : 2 CT	1 : 2 CT	1.2	1.2	0.80	0.80	35	35	0.8	1.8	0.8	1.8
0553-0013-2J	1 : 2 CT	1 : 1.36	1.2	1.2	0.80	0.80	35	35	0.8	1.8	0.8	0.8
0553-0013-4J	1CT : 2 CT	1 : 1	1.2	1.2	0.80	0.50	35	35	0.8	1.8	0.8	0.8
0553-1167-00	1 : 1 / 1 : 1.26	1 : 2 CT	1.2	1.2	0.50	0.60	35	40	0.8	0.8	0.8	1.8
0559-5999-04	1 : 1.15 CT	1 : 2 CT	1.2	1.5	0.50	0.60	35	40	0.7	1.1	0.8	1.8
0559-5999-05	1 : 1 / 1 : 1.26	1 : 2 CT	1.2	1.5	0.40	0.50	35	40	0.7	1.1	0.8	1.8

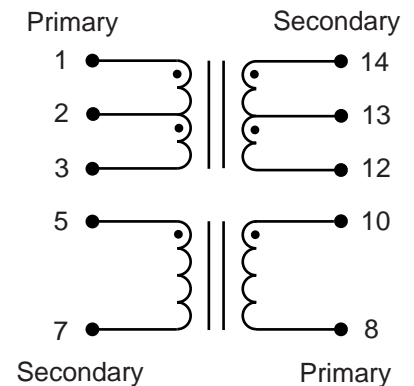
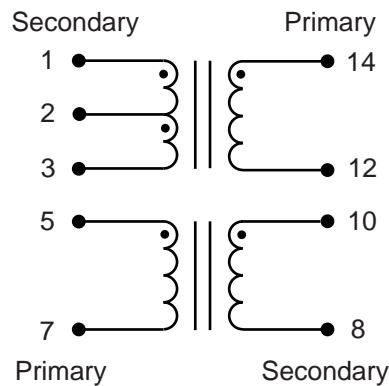
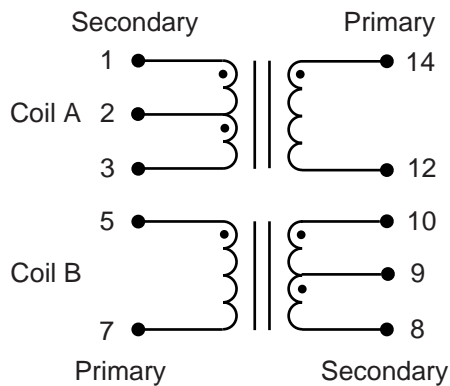
SCHEMATICS

0553-0013-1J
0559-5999-04

0553-1167-00*
0559-5999-05*

0553-0013-2J

0553-0013-4J



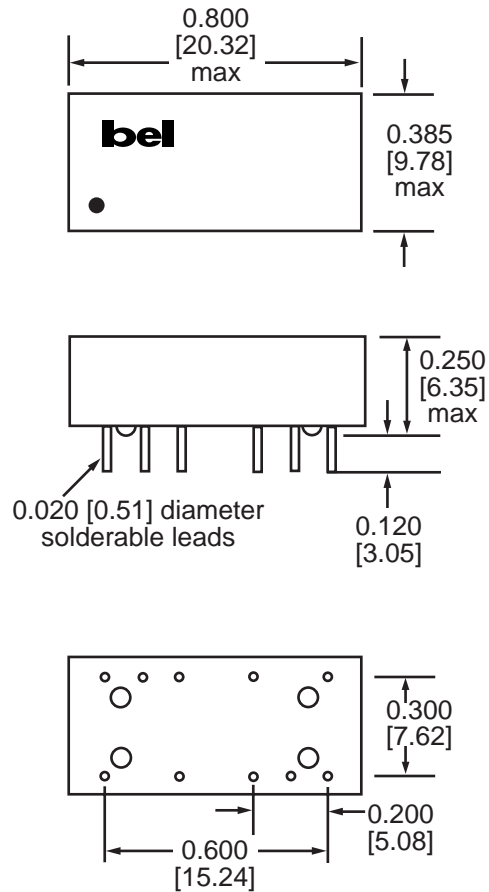
* (-00 & -05) 1 : 1 (12 - 14) : (2 - 3)
1 : 1.26 (12 - 14) : (1 - 3)

©2000 Bel Fuse Inc. Specifications subject to change without notice. 05.00

Bel Fuse Inc. 198 Van Vorst Street, Jersey City, NJ 07302 • Tel 201-432-0463 • Fax 201-432-9542 • www.belfuse.com

MECHANICAL

0553-0013-1J
0553-0013-2J
0553-0013-4J
0553-1167-00*
0559-5999-04
0559-5999-05*



Dimensions are in inches [millimeters].
Standard dimension tolerance is ± 0.020 [0.51] unless otherwise noted.

©2000 Bel Fuse Inc. Specifications subject to change without notice. 05.00

CORPORATE

Bel Fuse Inc.
198 Van Vorst Street
Jersey City, NJ 07302
Tel 201-432-0463
Fax 201-432-9542
www.belfuse.com

T1-24

FAR EAST

Bel Fuse Ltd.
8F / 8 Luk Hop Street
San Po Kong
Kowloon, Hong Kong
Tel 852-2328-5515
Fax 852-2352-3706
www.belfuse.com

EUROPE

Bel Fuse Europe Ltd.
Preston Technology Management Centre
Marsh Lane, Suite G7, Preston
Lancashire, PR1 8UD, U.K.
Tel 44-1772-556601
Fax 44-1772-888366
www.belfuse.com