

MICRO SWITCH

FREEPORT ILLINOIS, U.S.A
A DIVISION OF HONEYWELL, INC.
FED. MFG. CODE 91929

ACTUATOR-SWITCH

CATALOG LISTING

JV-317

REPLACES X-98480-JV

JV-317

RELEASE NO. PR-21181

M

DRAWING NUMBER

ISSUE

1

CHECK

CHECK

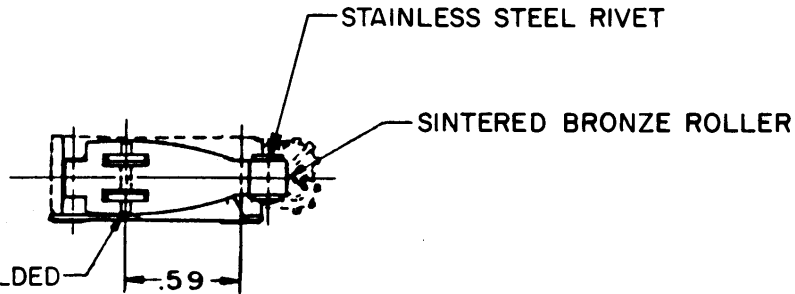
13 JUN 94

DAW

J A L 19 JUN 94

FO-52848-B

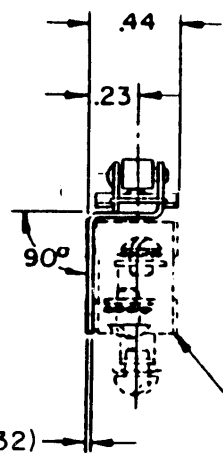
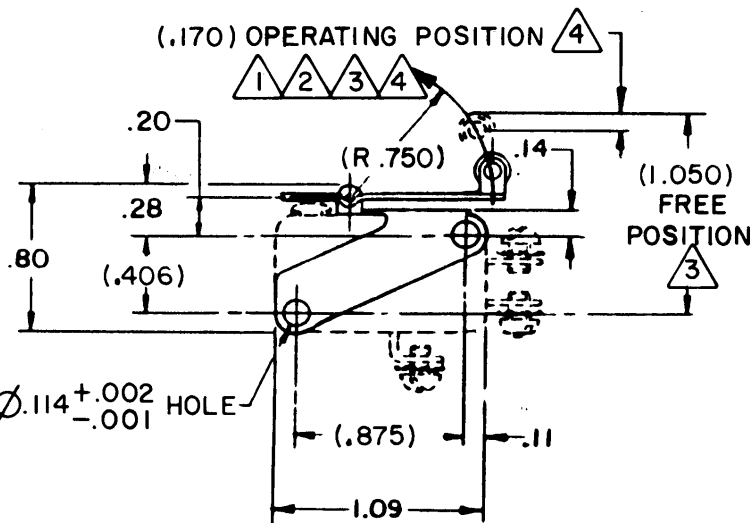
DRAWN



PIN AND LEVER SPOTWELDED

STAINLESS STEEL RIVET

SINTERED BRONZE ROLLER



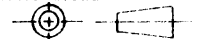
DOTTED LINES INDICATE CAT. LIST V3-601 BASIC SWITCH IN PLACE

NOTES

- ① REVERSE ACTUATION ACTUATOR (V3-601 BASIC NOT FURNISHED)
- ② 1.050 REF FREE POSITION WITH BASIC SWITCH PLUNGER FULLY OVERTRAVELED A MINIMUM RETURN FORCE OF .5 OZ REQUIRED UPWARD AT THE .75 RADIUS BY AN EXTERNAL RETURN FORCE MECHANISM
- ③ .170 APPROX TRAVEL DOWNWARD FROM THE 1.050 REF FREE POSITION TO OPERATE BASIC SWITCH
- ④ ACTUATOR WILL NOT NECESSARILY RELEASE TYPE V3-601 BASIC WITHOUT CUSTOMER ADJUSTMENT OF ACTUATOR LEVER

THIS DRAWING COVERS A PROPRIETARY ITEM AND IS THE PROPERTY OF MICRO SWITCH, A DIVISION OF HONEYWELL. THIS DRAWING IS NOT TO BE COPIED OR USED WITHOUT THE APPROVAL OF MICRO SWITCH.

THIRD ANGLE PROJECTION



CHARACTERISTICS

ELECTRICAL DATA

SCALE FULL

DO NOT SCALE PRINT

CONTACT ARRANGEMENT

UNLESS OTHERWISE SPECIFIED TOLERANCES ARE

ONE PLACE (.0) ± .030

TWO PLACE (.00) ± .015

THREE PLACE (.000) ± .005

ANGLES ± 2°

RAW MATERIAL - COMMERCIAL STANDARD

DIMENSIONS ARE IN INCHES AND ARE TO BE MET BEFORE PROTECTIVE COATINGS ARE APPLIED

WEIGHT .013 LB MAX