

ISDN MAGNETICS

Dual Surface S Interface Mount Transformers



TM9924

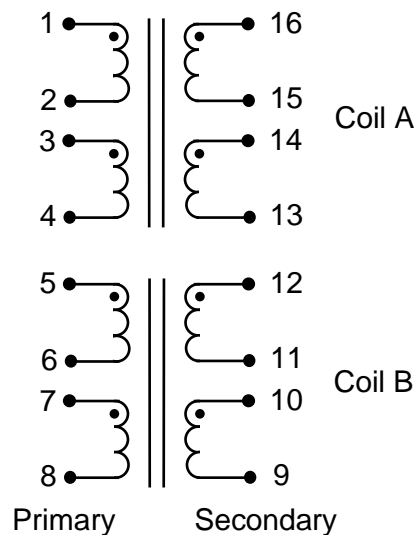
- Excellent longitudinal balance
- Minimum interwinding breakdown voltage of 2000 Vrms

ELECTRICAL SPECIFICATIONS at 25° C

Part Number	Turns Ratio ± 3%		Primary Inductance OCL mH min	Leakage Inductance μH max		Interwinding Capacitance pF max	CD Primary pF max		DCR Ω max			
	Coil A	Coil B		Coil A & B	Coil A		Coil B	Coil A & B	Coil A	Coil B	Primary	
			Coil A			Coil B					Coil A	Coil B
S559-6200-00	1 : 2.5	1 : 2.5	22	40	40	100	110	110	2.5	2.5	5.8	5.8
S559-6200-01	1 : 2	1 : 2	22	15	15	100	80	80	2.3	2.3	4.0	4.0
S559-6200-02	1 : 1	1 : 1	22	5	5	100	40	40	2.4	2.4	2.4	2.4
S559-6200-03	1 : 1.853	1 : 1.853	22	15	15	100	80	80	2.5	2.5	4.3	4.3
S559-6200-04	1 : 1.8	1 : 1.8	22	15	15	100	140	140	2.5	2.5	4.2	4.2
S559-6200-05	1 : 1	1 : 2	22	5	15	100	40	80	2.4	2.3	2.4	4.0

SCHEMATIC

S559-6200-00
S559-6200-01
S559-6200-02
S559-6200-03
S559-6200-04
S559-6200-05



©1999 Bel Fuse Inc. Specifications subject to change without notice. 06.99

Bel Fuse Inc. 198 Van Vorst Street, Jersey City, NJ 07302 • Tel 201-432-0463 • Fax 201-432-9542 • www.belfuse.com

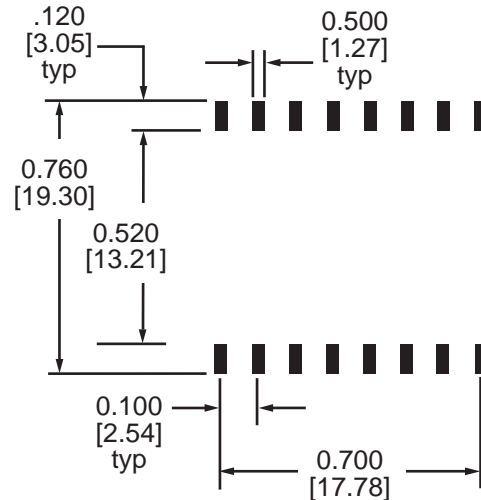
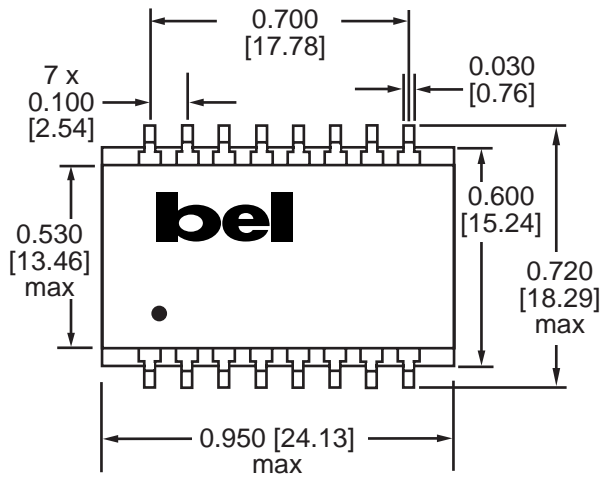
T300

ISDN MAGNETICS

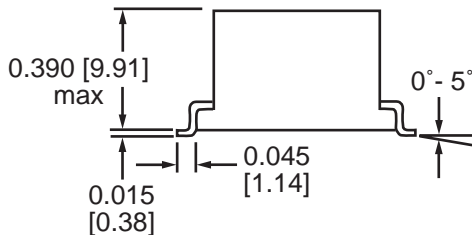
Dual Surface S Interface Mount Transformers

MECHANICAL

S559-6200-00
 S559-6200-01
 S559-6200-02
 S559-6200-03
 S559-6200-04
 S559-6200-05



Suggested PCB Pad Layout



Dimensions are in inches [millimeters].
 Standard dimension tolerance is ± 0.010 [0.25] unless otherwise noted.

CORPORATE

Bel Fuse Inc.
 198 Van Vorst Street
 Jersey City, NJ 07302
 Tel 201-432-0463
 Fax 201-432-9542
 www.belfuse.com

T301

FAR EAST

Bel Fuse Ltd.
 8F / 8 Luk Hop Street
 San Po Kong
 Kowloon, Hong Kong
 Tel 852-2328-5515
 Fax 852-2352-3706
 www.belfuse.com

EUROPE

Bel Fuse Europe Ltd.
 Preston Technology Management Centre
 Marsh Lane, Suite F23, Preston
 Lancashire, PR1 8UD, U.K.
 Tel 44-1772-556601
 Fax 44-1772-888366
 www.belfuse.com