


C&K MIL Series

1-4 Pole Miniature Right



Features/Benefits

- Bushing option for panel mounting
- 1 to 4 poles per bank and up to 5 banks per switch
- Totally sealed (insert molded contacts and terminals)
- Low profile – 12 mm above PCB

Typical Applications

- Telecom switching equipment
- Military communications
- Instrumentation
- Medical monitors

Specifications

CONTACT RATING: Switch: 20 mA, 1 VA max. resistive load
Carry: 1 AMP.
ELECTRICAL LIFE: 20,000 operations.
OPERATING TORQUE: < 6 Ncm.
STOP STRENGTH: > 50 Ncm.
CONTACT RESISTANCE: < 40 mΩ
INSULATION RESISTANCE: 10⁹ Ω
DIELECTRIC STRENGTH: 500 V rms
OPERATING TEMPERATURE: -40°C to + 85°C
STORAGE TEMPERATURE: -55°C to + 85°C

NOTE: Specifications and materials listed above are for switches with standard options. For information on specific and custom switches, consult Customer Service Center.

Materials

HOUSING: Thermoplastic (nylon) and thermoset (diallyl phthalate)
ACTUATOR: Steel
MOVABLE CONTACTS: Brass, gold plated.
ROTOR: Thermoset (polysulfone)
O-RING: Silicone
STATIONARY CONTACTS & TERMINALS: Brass, gold plated.
TERMINAL SEAL: Totally sealed (insert molded).
BUSHING: Brass
STOP PIN: Stainless steel
HARDWARE: Nut: Brass, nickel plated. Washer: Brass, nickel plated.
Gasket: Neopren.

Build-A-Switch

To order, simply select desired option from each category and place in the appropriate box. Available options are shown and described on pages K-23 thru K-25. For additional options not shown in catalog, consult Customer Service Center.



Rotary
K



Designation

MIL

Number of Banks

- 1 (STD.) 1 Bank
- 2 2 Banks
- 3 3 Banks
- 4 4 Banks
- 5 5 Banks

Switch Function

- 112S (STD.) SP, 30° Index, 12 pos. no stop
- 102B02 SP, 30° Index, 2 pos.
- 103B03 SP, 30° Index, 3 pos.
- 104B04 SP, 30° Index, 4 pos.
- 105B05 SP, 30° Index, 5 pos.
- 106B06 SP, 30° Index, 6 pos.
- 107B07 SP, 30° Index, 7 pos.
- 108B08 SP, 30° Index, 8 pos.
- 109B09 SP, 30° Index, 9 pos.
- 110B10 SP, 30° Index, 10 pos.
- 111B11 SP, 30° Index, 11 pos.
- 112B12 (STD.) SP, 30° Index, 12 pos.
- 206S (STD.) DP, 30° Index, 6 pos. no stop
- 202B02 DP, 30° Index, 2 pos.
- 203B03 DP, 30° Index, 3 pos.
- 204B04 DP, 30° Index, 4 pos.
- 205B05 DP, 30° Index, 5 pos.
- 206B06 (STD.) DP, 30° Index, 6 pos.
- 303S 3P, 30° Index, 3 pos. no stop
- 302B02 3P, 30° Index, 2 pos.
- 303B03 3P, 30° Index, 3 pos.
- 402S 4P, 30° Index, 2 pos. no stop
- 402B02 4P, 30° Index, 2 pos.

Switching Mode

- N (STD.) Non-shorting BBM (break-before-make)
- C Shorting, MBB (make-before-break)

Mounting Style

- SD (STD.) Without panel mount
- AD (STD.) With panel mount

Actuator Option

- (NONE) (STD.) 4 mm diameter shaft
- M10X3 4 mm shaft with flat
- F2X1 4 mm shaft with screwdriver slot

Actuator Option Angle*

- (NONE) (STD.)
- K0 0° angle
- K30 30° angle
- K60 60° angle
- K90 90° angle
- K120 120° angle
- K180 180° angle
- K270 270° angle

Actuator Option Length**
25 (STD.) 25 mm standard shaft

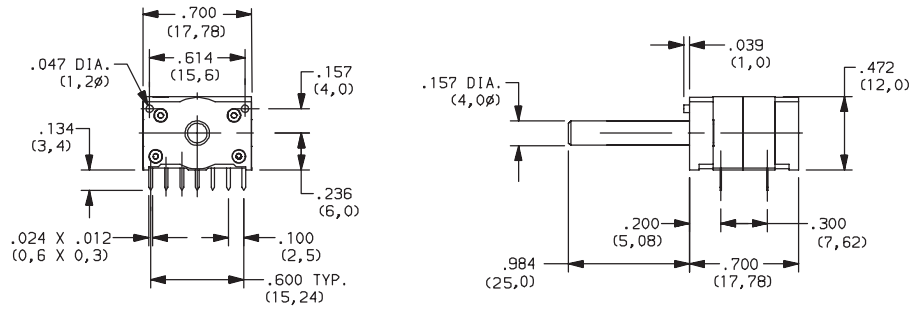
* Other angles available by request
** Other lengths available by request.

C&K MIL Series 1-4 Pole Miniature Right

DESIGNATION



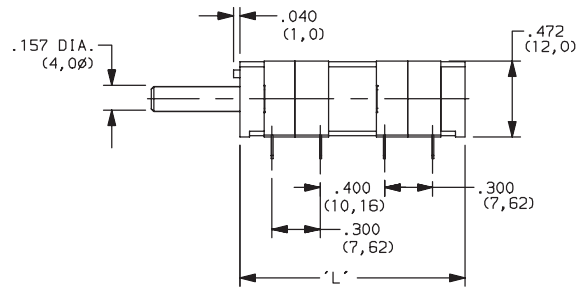
MIL



NUMBER OF BANKS



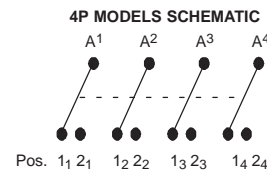
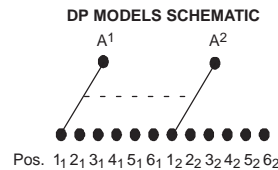
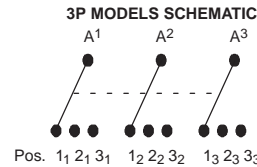
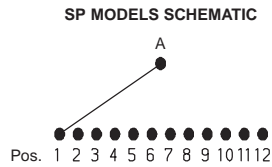
| OPTION CODE | DIM. 'L' | WITH BUSHING DIM. 'L' |
|-------------|---------------|-----------------------|
| 1 | .770 (17,78) | .897 (22,78) |
| 2 | 1.400 (35,56) | 1.597 (40,56) |
| 3 | 2.100 (53,34) | 2.297 (58,34) |
| 4 | 2.800 (71,12) | 3.00 (76,12) |
| 5 | 3.500 (88,90) | 3.697 (93,90) |



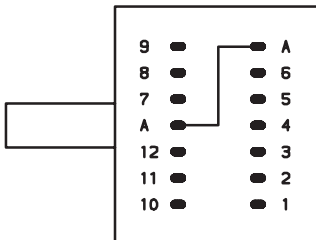
SWITCH FUNCTION



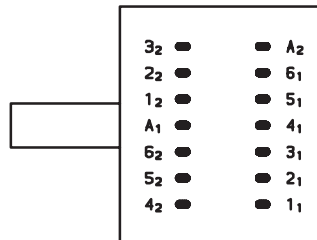
| 30° INDEXING | | |
|--------------|-----------|----------------------|
| NO. POLES | MODEL NO. | SWITCH FUNCTION |
| SP | 112S | 12 Position No Stops |
| | 102B02 | 2 Positions |
| | 103B03 | 3 Positions |
| | 104B04 | 4 Positions |
| | 105B05 | 5 Positions |
| | 106B06 | 6 Positions |
| | 107B07 | 7 Positions |
| | 108B08 | 8 Positions |
| | 109B09 | 9 Positions |
| | 110B10 | 10 Positions |
| | 111B11 | 11 Positions |
| | 112B12 | 12 Positions |



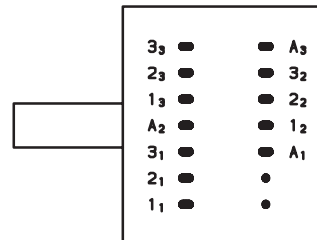
| 30° INDEXING | | |
|--------------|-----------|---------------------|
| NO. POLES | MODEL NO. | SWITCH FUNCTION |
| DP | 206S | 4 Position No Stops |
| | 202B02 | 2 Positions |
| | 203B03 | 3 Positions |
| | 204B04 | 4 Positions |
| | 205B05 | 5 Positions |
| | 206B06 | 6 Positions |
| 3P | 303S | 3 Positions No Stop |
| | 302B02 | 2 Positions |
| | 303B03 | 3 Positions |
| 4P | 402S | 2 Positions No Stop |
| | 402B02 | 2 Positions |



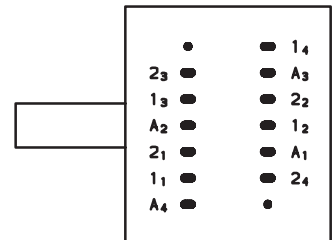
1 POLE
2 - 12 POSITIONS



2 POLES
2 - 6 POSITIONS



3 POLES
2 - 3 POSITIONS



4 CIRCUITS
2 POSITIONS



Third Angle Projection
Dimensions are shown: IN (mm)
Dimensions subject to change



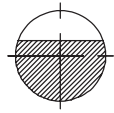
Rotary

C&K MIL Series 1-4 Pole Miniature Right

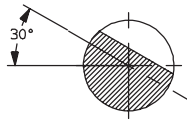
ACTUATOR OPTION ANGLE



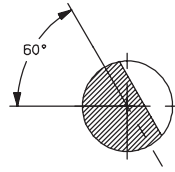
(NONE) (STD.)



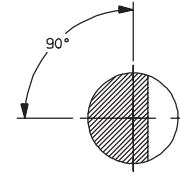
K0 (STD.) 0 ANGLE



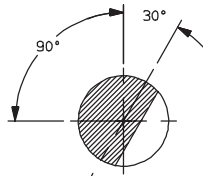
K30 30°



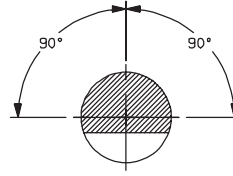
K60 60°



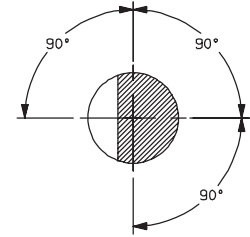
K90 90°



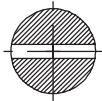
K120 120°



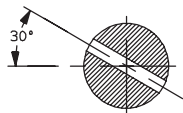
K180 210°



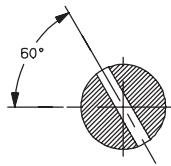
K270 300°



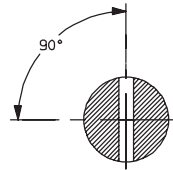
K0 (STD.) 0 ANGLE



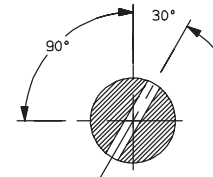
K30 30°



K60 60°



K90 90°



K120 120°



K

Rotary

ACTUATOR LENGTH



25 0,25 mm (.984) STANDARD SHAFT

Other lengths available by request.