

TOSHIBA Power Transistor Module Silicon PNP Epitaxial Type
(Four Darlingtons Power Transistors in One)

MP4504

High Power Switching Applications

Hammer Drive, Pulse Motor Drive and Inductive Load Switching

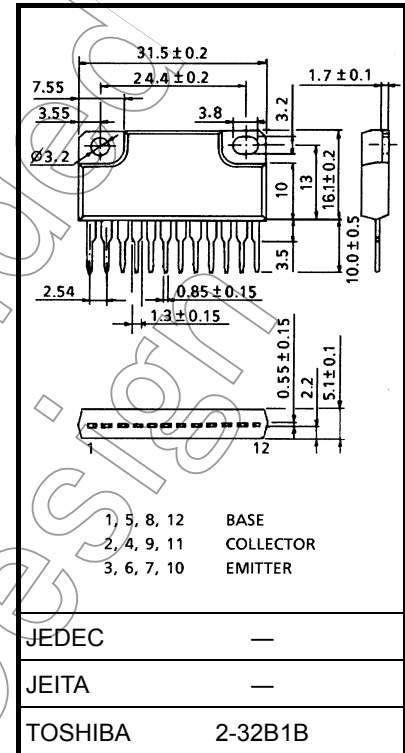
- Package with heat sink isolated to lead (SIP 12 pins)
- High collector power dissipation (4-device operation)
: $P_T = 5 \text{ W}$ ($T_a = 25^\circ\text{C}$)
- High collector current: I_C (DC) = -5 A (max)
- High DC current gain: $h_{FE} = 2000$ (min) ($V_{CE} = -5 \text{ V}$, $I_C = -3 \text{ A}$)

Maximum Ratings ($T_a = 25^\circ\text{C}$)

Characteristics		Symbol	Rating	Unit
Collector-base voltage		V_{CBO}	-100	V
Collector-emitter voltage		V_{CEO}	-100	V
Emitter-base voltage		V_{EBO}	-6	V
Collector current	DC	I_C	-5	A
	Pulse	I_{CP}	-8	
Continuous base current		I_B	-0.5	A
Collector power dissipation (1-device operation)		P_C	3.0	W
Collector power dissipation (4-device operation)	$T_a = 25^\circ\text{C}$	P_T	5.0	W
	$T_c = 25^\circ\text{C}$		25	
Isolation voltage		V_{Isol}	1000	V
Junction temperature		T_j	150	$^\circ\text{C}$
Storage temperature range		T_{stg}	-55 to 150	$^\circ\text{C}$

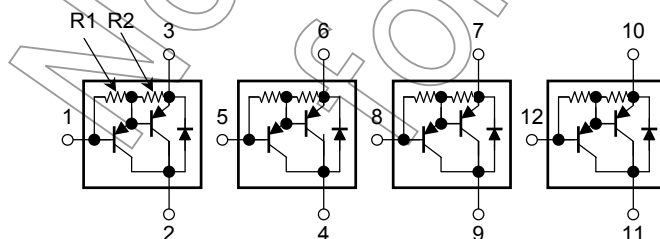
Industrial Applications

Unit: mm



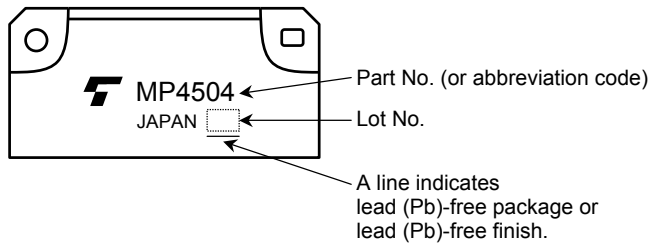
Weight: 6.0 g (typ.)

Array Configuration



$R_1 \approx 4.5 \text{ k}\Omega$, $R_2 \approx 300 \Omega$

Marking



Thermal Characteristics

Characteristics	Symbol	Max	Unit
Thermal resistance of junction to ambient (4-device operation, $T_a = 25^\circ\text{C}$)	$\Sigma R_{th(j-a)}$	25	$^\circ\text{C/W}$
Thermal resistance of junction to case (4-device operation, $T_c = 25^\circ\text{C}$)	$\Sigma R_{th(j-c)}$	5.0	$^\circ\text{C/W}$
Maximum lead temperature for soldering purposes (3.2 mm from case for 10 s)	T_L	260	$^\circ\text{C}$

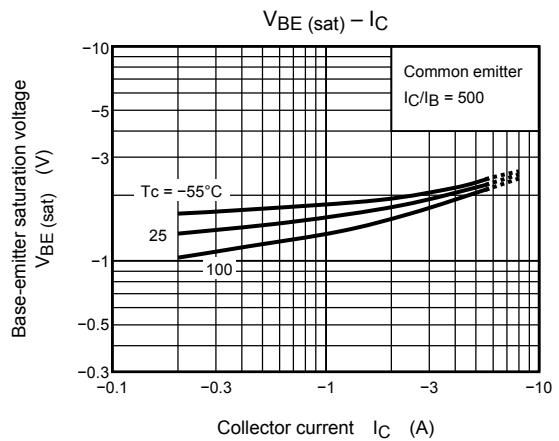
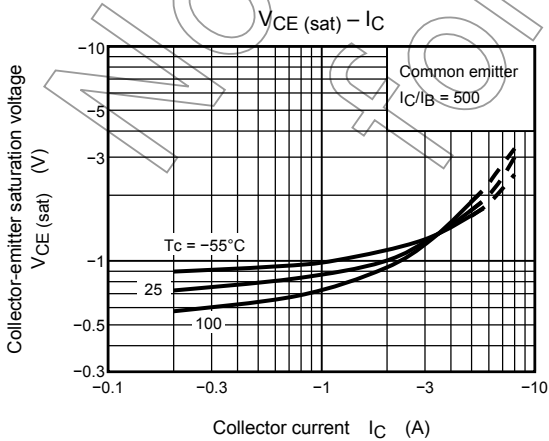
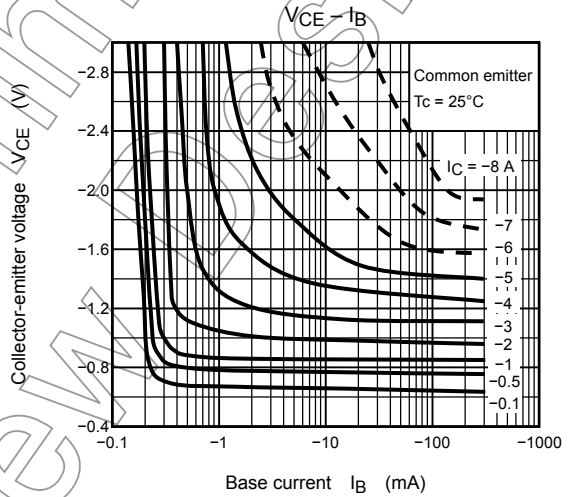
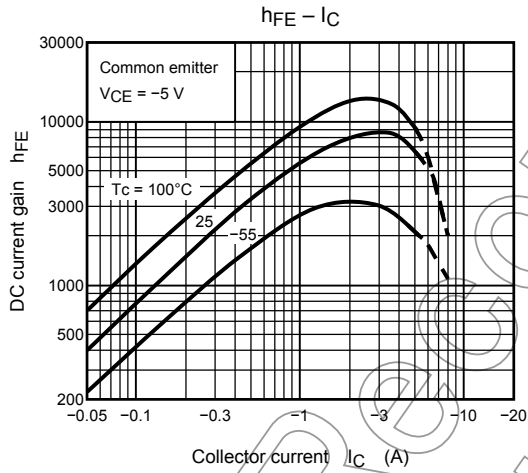
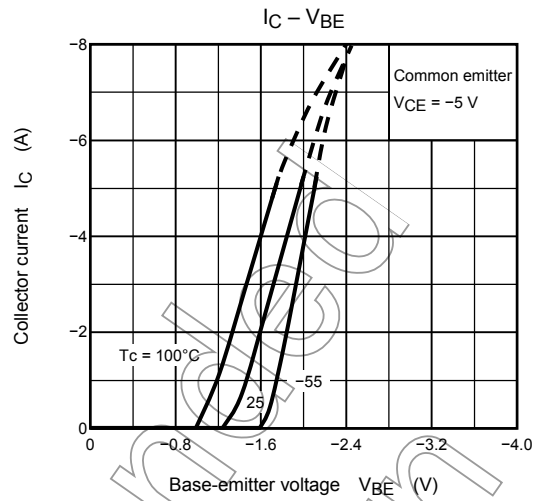
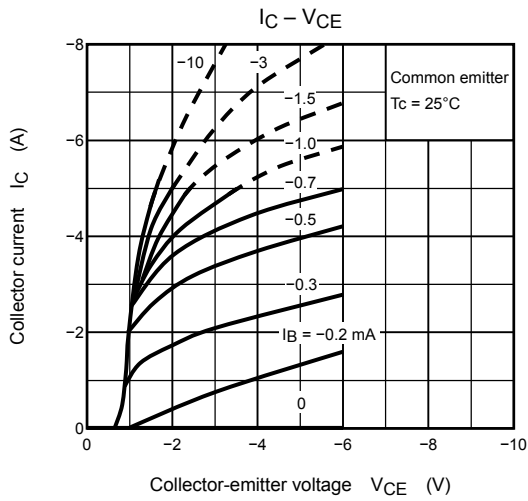
Electrical Characteristics ($T_a = 25^\circ\text{C}$)

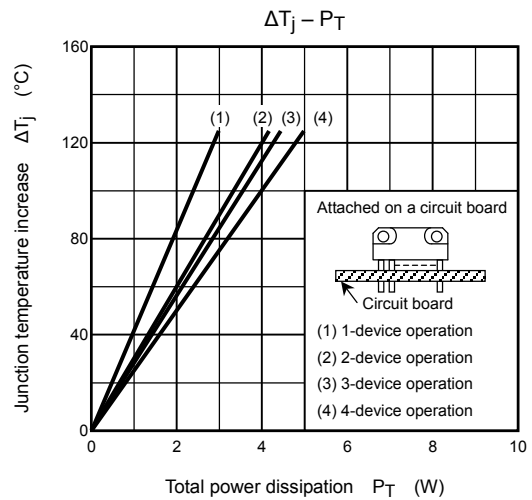
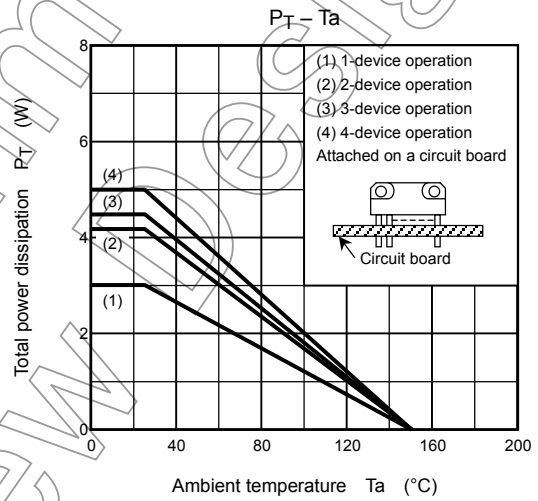
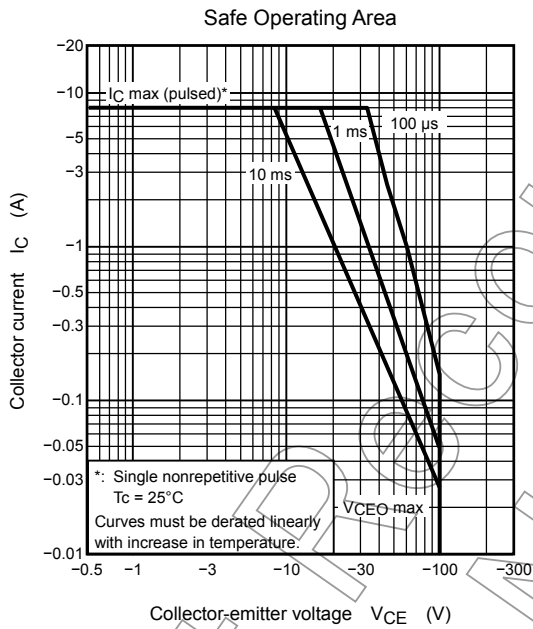
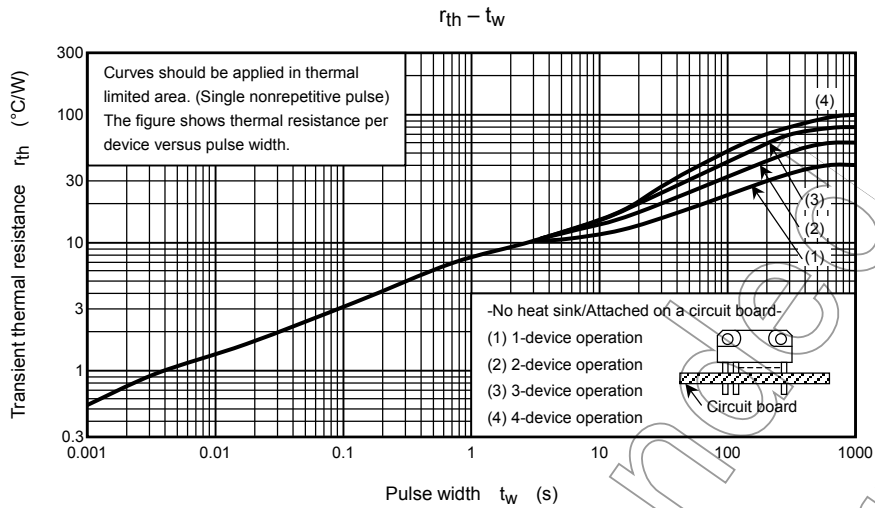
Characteristics		Symbol	Test Condition	Min	Typ.	Max	Unit
Collector cut-off current		I_{CBO}	$V_{CB} = -100\text{ V}, I_E = 0\text{ A}$	—	—	-10	μA
Collector cut-off current		I_{CEO}	$V_{CE} = -100\text{ V}, I_B = 0\text{ A}$	—	—	-10	μA
Emitter cut-off current		I_{EBO}	$V_{EB} = -6\text{ V}, I_C = 0\text{ A}$	-0.6	—	-2.0	mA
Collector-base breakdown voltage		$V_{(BR)CBO}$	$I_C = -1\text{ mA}, I_E = 0\text{ A}$	-100	—	—	V
Collector-emitter breakdown voltage		$V_{(BR)CEO}$	$I_C = -10\text{ mA}, I_B = 0\text{ A}$	-100	—	—	V
DC current gain		$h_{FE(1)}$	$V_{CE} = -5\text{ V}, I_C = -3\text{ A}$	2000	—	15000	—
		$h_{FE(2)}$	$V_{CE} = -5\text{ V}, I_C = -5\text{ A}$	1000	—	—	
Saturation voltage	Collector-emitter	$V_{CE(sat)}$	$I_C = -3\text{ A}, I_B = -6\text{ mA}$	—	—	-1.5	V
	Base-emitter	$V_{BE(sat)}$	$I_C = -3\text{ A}, I_B = -6\text{ mA}$	—	—	-2.0	
Transition frequency		f_T	$V_{CE} = -2\text{ V}, I_C = -0.5\text{ A}$	—	40	—	MHz
Collector output capacitance		C_{ob}	$V_{CB} = -10\text{ V}, I_E = 0\text{ A}, f = 1\text{ MHz}$	—	55	—	pF
Switching time	Turn-on time	t_{on}		—	0.3	—	μs
	Storage time	t_{stg}		—	2.0	—	
	Fall time	t_f		—	—	0.4	

Emitter-Collector Diode Ratings and Characteristics (Ta = 25°C)

Characteristics	Symbol	Test Condition	Min	Typ.	Max	Unit
Forward current	I_{FM}	—	—	—	3	A
Surge current	I_{FSM}	$t = 1 \text{ s}, 1 \text{ shot}$	—	—	6	A
Forward voltage	V_F	$I_F = 1 \text{ A}, I_B = 0 \text{ A}$	—	—	2.0	V
Reverse recovery time	t_{rr}	$I_F = 3 \text{ A}, V_{BE} = 3 \text{ V}, dI_F/dt = -50 \text{ A}/\mu\text{s}$	—	1.0	—	μs
Reverse recovery charge	Q_{rr}		—	8	—	μC

Not Recommended
for New Design





RESTRICTIONS ON PRODUCT USE

20070701-EN

- The information contained herein is subject to change without notice.
- TOSHIBA is continually working to improve the quality and reliability of its products. Nevertheless, semiconductor devices in general can malfunction or fail due to their inherent electrical sensitivity and vulnerability to physical stress. It is the responsibility of the buyer, when utilizing TOSHIBA products, to comply with the standards of safety in making a safe design for the entire system, and to avoid situations in which a malfunction or failure of such TOSHIBA products could cause loss of human life, bodily injury or damage to property.
In developing your designs, please ensure that TOSHIBA products are used within specified operating ranges as set forth in the most recent TOSHIBA products specifications. Also, please keep in mind the precautions and conditions set forth in the "Handling Guide for Semiconductor Devices," or "TOSHIBA Semiconductor Reliability Handbook" etc.
- The TOSHIBA products listed in this document are intended for usage in general electronics applications (computer, personal equipment, office equipment, measuring equipment, industrial robotics, domestic appliances, etc.). These TOSHIBA products are neither intended nor warranted for usage in equipment that requires extraordinarily high quality and/or reliability or a malfunction or failure of which may cause loss of human life or bodily injury ("Unintended Usage"). Unintended Usage include atomic energy control instruments, airplane or spaceship instruments, transportation instruments, traffic signal instruments, combustion control instruments, medical instruments, all types of safety devices, etc.. Unintended Usage of TOSHIBA products listed in this document shall be made at the customer's own risk.
- The products described in this document shall not be used or embedded to any downstream products of which manufacture, use and/or sale are prohibited under any applicable laws and regulations.
- The information contained herein is presented only as a guide for the applications of our products. No responsibility is assumed by TOSHIBA for any infringements of patents or other rights of the third parties which may result from its use. No license is granted by implication or otherwise under any patents or other rights of TOSHIBA or the third parties.
- Please contact your sales representative for product-by-product details in this document regarding RoHS compatibility. Please use these products in this document in compliance with all applicable laws and regulations that regulate the inclusion or use of controlled substances. Toshiba assumes no liability for damage or losses occurring as a result of noncompliance with applicable laws and regulations.