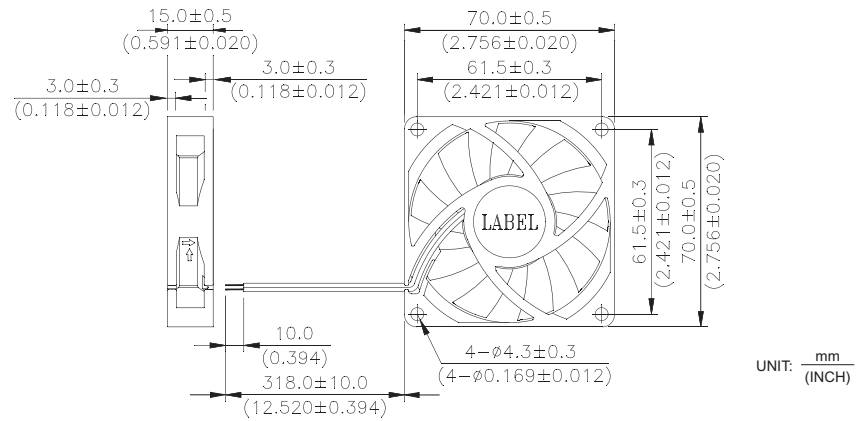


AFB 70 x 70 x 15 MM SERIES

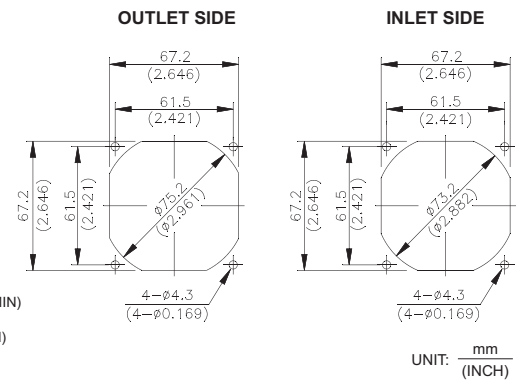
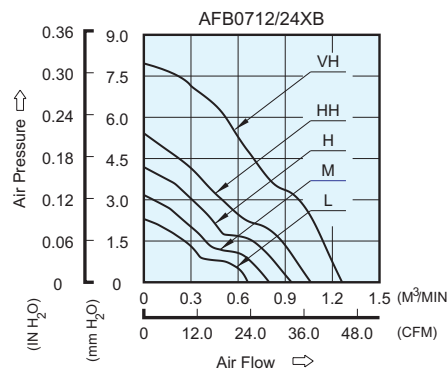
DIMENSIONS DRAWING



- * Bearing Type : Ball Bearings
- * Material : Impeller & Frame : Plastic(UL 94V-0)
- * Lead Wires : UL 1007 AWG #24 OR Equivalent
Red Wire Positive(+)
Black Wire Negative(-)
- * Weight : 47g (1.66 OZ)
- * Rib Type Only

P & Q CURVE (AT RATED VOLTAGE)

MOUNTING PANEL CUTOUT



MODEL		Rated Voltage	Operating Voltage Range	Input Current	Input Power	Speed	Maximum Air Flow		Maximum Air Pressure		Noise
PART NO.	FUNCTION	VDC	VDC	Amp	Watt	R.P.M.	m ³ /min	CFM	mmH ₂ O	IN H ₂ O	dB-A
AFB0712LB	-R00 / -F00	12	4.0 to 13.8	0.08	0.96	2800	0.662	23.38	2.27	0.089	26.5
AFB0724LB	-R00 / -F00	24	14.0 to 27.6	0.06	1.44						
AFB0712MB	-R00 / -F00	12	4.0 to 13.8	0.14	1.68	3300	0.798	28.18	3.12	0.123	31.0
AFB0724MB	-R00 / -F00	24	14.0 to 27.6	0.09	2.16						
AFB0712HB	-R00 / -F00	12	4.0 to 13.8	0.18	2.16	3800	0.940	33.20	4.12	0.162	34.5
AFB0724HB	-R00 / -F00	24	14.0 to 27.6	0.12	2.88						
AFB0712HHB	-R00 / -F00	12	4.0 to 13.8	0.26	3.12	4300	1.063	37.54	5.33	0.210	38.5
AFB0724HHB	-R00 / -F00	24	14.0 to 27.6	0.15	3.60						
AFB0712VHB	-R00 / -F00	12	5.0 to 12.6	0.37	4.44	5200	1.287	45.45	7.79	0.306	44.0

* Function type is optional.
 * The max. air flow and the speed are measured in free air ; max. air pressure is measured at zero air flow.
 * Noise is measured in anechoic chamber in free air, one meter from intake side.
 * All readings are typical values at rated voltage.
 * Specifications are subject to change without notice.
 * Both of the ball bearing and the 1 ball + 1 Sleeve type are available(except *AFB0712VHB).