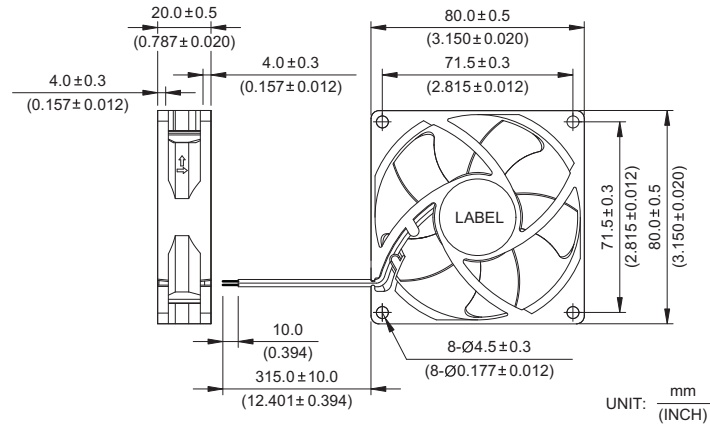


New



AFB 80 x 80 x 20 MM SERIES

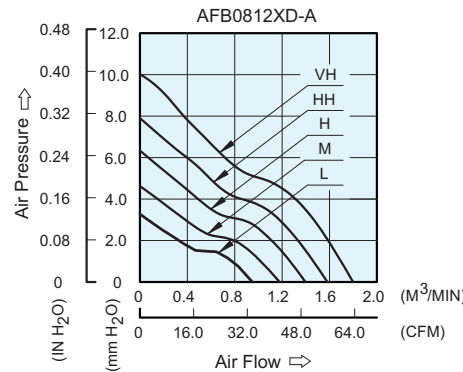
DIMENSIONS DRAWING



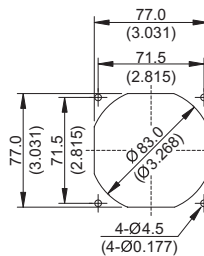
- * Bearing Type
Ball Bearings
- * Material
Impeller & Frame : Plastic (UL 94V-0)
- * Lead Wires :
UL 1007 AWG #24 OR Equivalent
Red Wire Positive (+)
Black Wire Negative (-)
- * Weight : 73g (2.57 oz)

P & Q CURVE (AT RATED VOLTAGE)

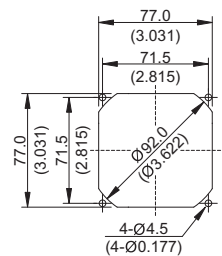
MOUNTING PANEL CUTOUT



OUTLET SIDE



INLET SIDE



UNIT: mm (INCH)

MODEL			Rated Voltage	Operating Voltage Range	Input Current	Input Power	Speed	Maximum Air Flow		Maximum Air Pressure		Noise
PART NO.	REV	FUNCTION	VDC	VDC	Amp	Watt	R.P.M	m ³ /min	CFM	mmH ₂ O	INH ₂ O	dB-A
AFB0812LD	-A	-R00 / -F00	12	5.0 to 13.8	0.12	1.44	3000	0.949	33.52	3.27	0.129	30.5
AFB0812MD	-A	-R00 / -F00	12	5.0 to 13.8	0.16	1.92	3600	1.180	41.68	4.63	0.182	36.0
AFB0812HD	-A	-R00 / -F00	12	5.0 to 13.8	0.22	2.64	4200	1.397	49.34	6.33	0.249	40.0
AFB0812HHD	-A	-R00 / -F00	12	5.0 to 13.8	0.32	3.84	4800	1.582	55.87	7.90	0.311	44.0
AFB0812VHD	-A	-R00 / -F00	12	5.0 to 12.6	0.42	5.04	5400	1.799	63.54	10.02	0.394	47.5

* Function type is optional.
 * The max. air flow and the speed are measured in free air ; max. air pressure is measured at zero air flow.
 * Noise is measured in anechoic chamber in free air, one meter from intake side.
 * All readings are typical values at rated voltage.
 * Specifications are subject to change without notice.
 * Both of the ball bearing and the 1 ball + 1 sleeve type are available.