


59105 Terminal Flange Features and Benefits

57105 Actuator



59105 Sensor

Features

- 2 part magnetically operated proximity sensor
- Shrouded terminals accept Molex SL series connector
- Case design allows screw down or adhesive mounting
- Customer defined sensitivity

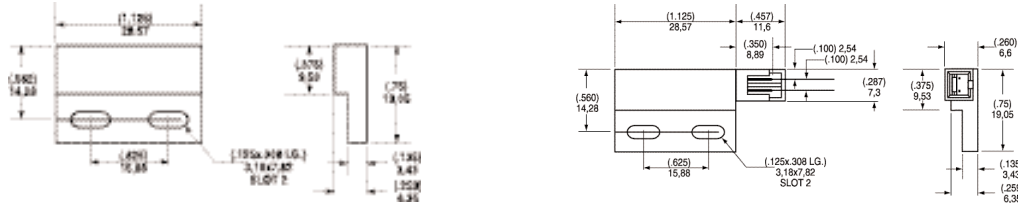
Benefits

- No standby power requirement
- Operates through non-ferrous materials such as wood, plastic or aluminium
- Hermetically sealed, magnetically operated contacts continue to operate long after optical and other technologies fail due to contamination

Applications

- Position and limit sensing
- Security system switch
- Linear actuators

DIMENSIONS (in) mm



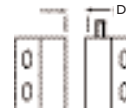
CUSTOMER OPTIONS - Switching Specifications

TABLE 1 Contact Type			Normally Open	Normally Open High Voltage	Normally Closed
Switch Type			1	2	4
Voltage	Power	Watt - max.	10	10	5
	Switching	Vdc - max.	200	300	175
Current	Breakdown	Vdc - min.	250	450	200
	Switching	A - max.	0.5	0.5	0.25
Resistance	Carry	A - max.	1.2	1.5	1.5
	Contact, Initial	Ω - max.	0.2	0.2	0.2
Capacitance	Insulation	Ω - min.	10 ¹⁰	10 ¹⁰	10 ⁹
	Contact	pF - typ.	0.3	0.2	0.3
Temperature	Operating	°C	-40 to +105	-20 to +105	-40 to +105
	Storage	°C	-65 to +105	-65 to +105	-65 to +105
Time	Operate	ms - max.	1.0	1.0	3.0
	Release	ms - max.	1.0	1.0	3.0
Shock	11ms 1/2 sine	G - max.	100	100	50
Vibration	50-2000 Hz	G - max.	30	30	30

CUSTOMER OPTIONS - Sensitivity

TABLE 2

Sensitivity Options:-
Activate Distances are approximate using Hamlin 57105 actuator as illustrated
Switch AT before modification



Select Option	S	T	U	V				
Switch Type	Pull In AT Range	Activate Distance d (in) mm	Pull In AT Range	Activate Distance d (in) mm	Pull In AT Range	Activate Distance d (in) mm	Pull In AT Range	Activate Distance d (in) mm
1 Normally Open	12-18	(.394)	17-23	(.354)	22-28	(.315)	27-33	(.295)
2 High Voltage	10,0	10,0	9,0	9,0	8,0	8,0	7,5	7,5
4 Normally Closed	15-20	(.354)	20-25	(.335)	25-30	(.295)		
	9,0	9,0	8,5	8,5	7,5	7,5		

ORDERING INFORMATION

59105 - X - X - 00 - 0

Series 59105

Switch Type

Sensitivity

Table 1
Table 2

Notes 1) Connectors match Molex® SL connector or equivalent. Purchase housing and pins from connector supplier. Assembly required.

Hamlin USA Tel: +1 920 648 3000 • Fax: +1 920 648 3001 • Email: sales.us@hamlin.com
 Hamlin UK Tel: +44 (0)1379 649700 • Fax: +44 (0)1379 649702 • Email: sales.uk@hamlin.com
 Hamlin Germany Tel: +49 (0) 6181 953660 • Fax: +49 (0) 6181 953666 • Email: sales.de@hamlin.com
 Hammetrol France Tel: +33 (0) 1 4687 0202 • Fax: +33 (0) 1 4686 6786 • Email: sales.fr@hamlin.com

ISSUE No: 4 DATE: 1/5/3

DETAILS PROVIDED ON THIS DATA SHEET ARE PROVIDED FOR INFORMATION PURPOSES ONLY AND SHOULD NOT BE RELIED UPON AS BEING ACCURATE FOR ANY PARTICULAR PURPOSE. Product performance may be affected by the application to which the product is put. Upon request, HAMLIN will assist purchasers by providing information specific to any particular application. HAMLIN disclaims any and all liability whatsoever for any purchaser's reliance upon the information contained on this data sheet without further consultation with authorised representatives of HAMLIN.