

HIGH FREQUENCY MAGNETICS

Miniature Broadband Surface Mount Transformers

TM00150

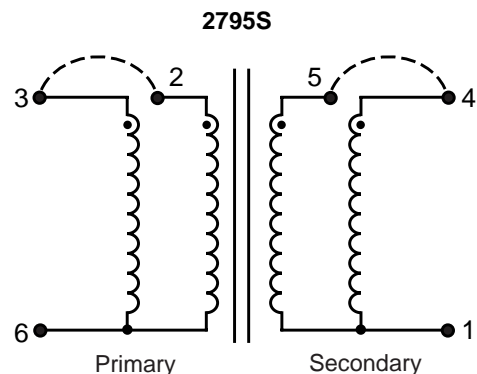
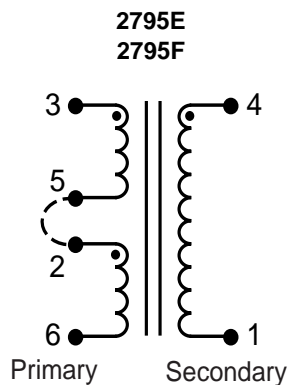
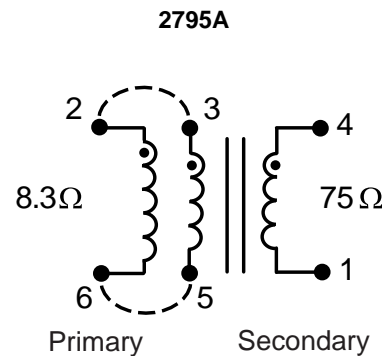
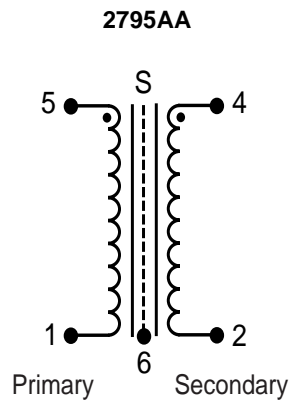
- Minimum interwinding breakdown voltage of 1500 Vrms

ELECTRICAL SPECIFICATIONS at 25° C

Part Number	Turns Ratio ± 2%	Primary Inductance ¹ μH min	Leakage Inductance μH max	DCR Ω max		Interwinding Capacitance pF typ	3 dB Operating Frequency Spectrum typ
	Pri : Sec			Pri	Sec		
2795AA	1 : 1	27	0.22	0.3	0.3	2.0 ²	0.1 MHz - 100 MHz
2795E	1CT : 1	27	0.13	0.4	0.2	19	0.1 MHz - 100 MHz
2795S	1 : 1.15	32	0.15	0.2	0.2	40	0.1 MHz - 100 MHz
2795F	1CT : 1.75	37 ³	0.10	0.3	0.25	13	0.1 MHz - 100 MHz
2795A	1 : 3	42 ³	0.2 ³	0.1	0.2	19	0.1 MHz - 100 MHz

1. Measured at 500 kHz, 0.5 Vac
2. With terminal 6 (shield) grounded
3. Secondary inductance

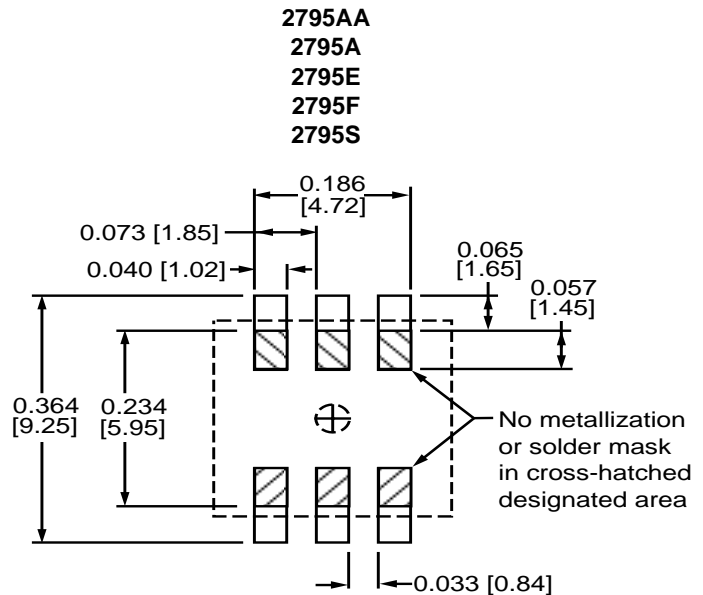
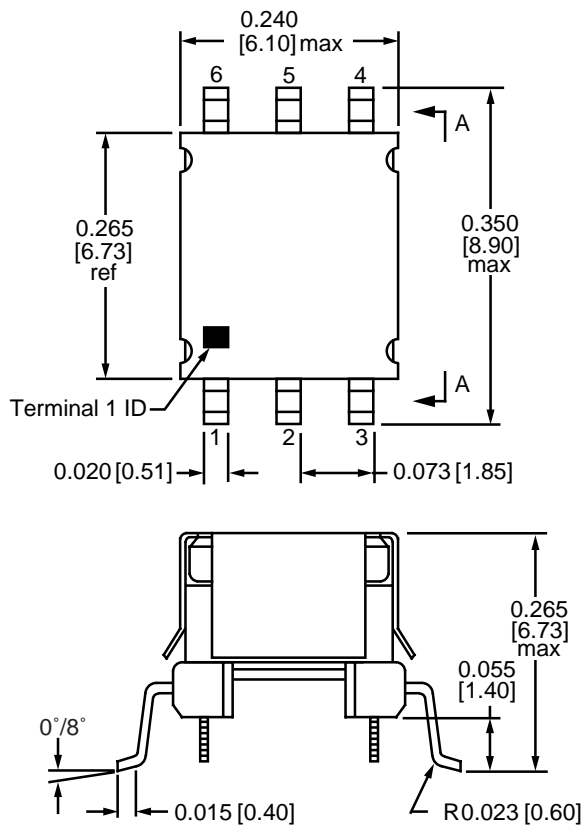
SCHEMATICS



©2000 Bel Fuse Inc. Specifications subject to change without notice. 05.00

TM00150

MECHANICAL



Suggested PCB Pad Layout

Note: Unless otherwise specified, dimensions are nominal and in inches [millimeters].

Supplementary Information

Operating Temperature Range	-40° C to +85° C
Safety Agency Compatibility	Underwriters Laboratories, Inc. UL 1459
Surge Voltage Capability	10/700 μs; 10 repetitions of alternating polarity
Metallic Voltage	2500 V peak generator output, 25Ω generator resistance
Longitudinal Voltage	2500 V peak generator output, 25Ω generator resistance
Flammability Compliance	IEC-695, 2-2 (needle flame test), materials are UL 94 VO approved
Qualification Compliance	Bellcore TR-TSY-000357-1 (shock, vibration, temperature cycling, temperature-humidity-bias)
Simulation Model	SPICE computer simulation file available on request
Surface-Mount Packaging	Tape and Reel; 16 mm wide by 12 mm pitch; 13 inch OD; 4 inch ID 650 transformers per reel, maximum Meets ANSI/EIA 481-2 Carrier Tape Standards—JEDEC SO package
Terminal Lead Coplanarity	0.004 inch [0.10 mm]
PWB Process Capability	Standard printed-wiring board assembly and cleaning techniques Standard solder reflow techniques Machine placement (recommendation: locate by terminals, not body)

©2000 Bel Fuse Inc. Specifications subject to change without notice. 05.00

CORPORATE

Bel Fuse Inc.
 198 Van Vorst Street
 Jersey City, NJ 07302
 Tel 201-432-0463
 Fax 201-432-9542
 www.belfuse.com

FAR EAST

Bel Fuse Ltd.
 8F / 8 Luk Hop Street
 San Po Kong
 Kowloon, Hong Kong
 Tel 852-2328-5515
 Fax 852-2352-3706
 www.belfuse.com

EUROPE

Bel Fuse Europe Ltd.
 Preston Technology Management Centre
 Marsh Lane, Suite G7, Preston
 Lancashire, PR1 8UD, U.K.
 Tel 44-1772-556601
 Fax 44-1772-888366
 www.belfuse.com