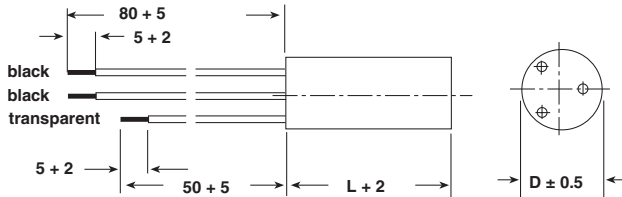


Suppression Capacitors (Bi-polar) Class X1/Y2 AC 275/250 V

Dimensions in mm


FEATURES:

 Product is completely lead (Pb)-free
 Product is RoHS compliant

TERMINALS:

 Insulated stranded copper wire, type LiY 0.5 mm²
 (or AWG 20) ends stripped and tinned

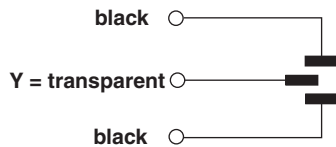
RoHS
 COMPLIANT

RATED VOLTAGE:

 AC 275 V, 50/60 Hz --> X1
 AC 250 V, 50/60 Hz --> Y2

COATING:

 Plastic case, epoxy resin sealed, flame retardant,
 UL-class 94V-0

CIRCUIT DIAGRAMM:

TECHNICAL DATA:

See page 73 (Document Number 27001)

CAPACITANCE X-VALUE	CAPACITANCE Y-VALUE	DIMENSIONS D x L (mm)	WEIGHT (g)	QUANTITY PACKAGE (pcs)	ORDERING CODE*
0.022 µFX1	2 x 2700 pFY2	12 x 27	6.5	500	F1740-322-3511-E3
0.027 µFX1	2 x 2700 pFY2	12 x 27	6.6	500	F1740-327-3511-E3
0.033 µFX1	2 x 2700 pFY2	12 x 35	7.0	500	F1740-333-3511-E3
0.047 µFX1	2 x 2700 pFY2	12 x 35	7.6	500	F1740-347-3511-E3
0.068 µFX1	2 x 2700 pFY2	14 x 35	10.0	400	F1740-368-3511-E3
0.1 µFX1	2 x 2700 pFY2	16 x 35	13.5	300	F1740-410-3511-E3
0.15 µFX1	2 x 2700 pFY2	18 x 35	16.6	300	F1740-415-3511-E3
0.22 µFX1	2 x 2700 pFY2	20 x 35	22.5	250	F1740-422-3511-E3
0.27 µFX1	2 x 2700 pFY2	20 x 50	26.1	200	F1740-427-3511-E3
0.33 µFX1	2 x 2700 pFY2	20 x 50	28.1	200	F1740-433-3511-E3
0.47 µFX1	2 x 2700 pFY2	25 x 50	43.5	150	F1740-447-3511-E3
0.027 µFX1	2 x 4700 pFY2	12 x 35	7.7	500	F1740-327-3581-E3
0.033 µFX1	2 x 4700 pFY2	12 x 35	7.7	500	F1740-333-3581-E3
0.047 µFX1	2 x 4700 pFY2	14 x 35	9.6	400	F1740-347-3581-E3
0.068 µFX1	2 x 4700 pFY2	14 x 35	10.1	400	F1740-368-3581-E3
0.1 µFX1	2 x 4700 pFY2	16 x 35	13.0	300	F1740-410-3581-E3
0.15 µFX1	2 x 4700 pFY2	18 x 35	16.6	300	F1740-415-3581-E3
0.22 µFX1	2 x 4700 pFY2	20 x 35	21.4	250	F1740-422-3581-E3
0.27 µFX1	2 x 4700 pFY2	20 x 50	26.3	200	F1740-427-3581-E3
0.33 µFX1	2 x 4700 pFY2	20 x 50	28.1	200	F1740-433-3581-E3
0.47 µFX1	2 x 4700 pFY2	25 x 50	43.5	150	F1740-447-3581-E3

* With and mark, the ordering code is F1740-...-34-E3.

The suffix "E3" is used for the RoHS-compliant version, although in most cases this is the only available version.

F1740-3511 and F1740-3581

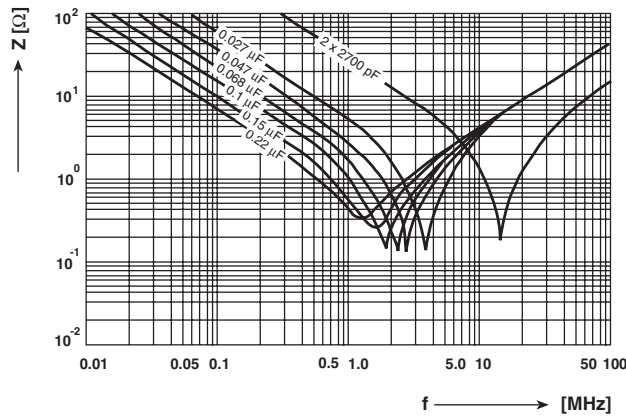


Vishay Roederstein

Suppression Capacitors (Bi-polar)
Class X1/Y2 AC 275/250 V

APPROVALS

COUNTRY	SPECIFICATION	ELECTRICAL VALUES	APPROVAL REFERENCE	APPROVAL MARK
U.S.A. (for AC 250 V)	UL 1283	0.022 μ FX - 0.47 μ FX + 2 x 2700 pFY - 2 x 0.027 μ FY	E 76297	
CB TEST-CERTIFICATE		0.022 μ FX1 - 0.47 μ FX + 2 x 2700 pFY2 - 2 x 0.027 μ FY2	CH 676-A1	
Switzerland (for AC 275/250 V)	EN 132 400 IEC 60384-14, 2nd edition	0.022 μ FX1 - 0.47 μ FX1 + 2 x 2700 pFY2 - 2 x 0.027 μ FY2	96.1 10036.02	
This approval mark together with the CB-Certificate replace all national approval marks of the following countries (they have already signed the CB-Agreement):				
Austria	Belgium	Denmark	Finland	Sweden
France	Germany	Ireland	Italy	Switzerland
Netherlands	Israel	Portugal	Spain	Great Britain
Japan	Norway	China	Poland	Czech. Republic
Singapore	Rep. of Korea	Hungary	Iceland	Slovenia



Impedance (Z) of F1740-3511/3411 as a function of frequency (f) at $T_a = 20\text{ }^\circ\text{C}$ (average).
Measurement with lead length 50 mm.



Disclaimer

All product specifications and data are subject to change without notice.

Vishay Intertechnology, Inc., its affiliates, agents, and employees, and all persons acting on its or their behalf (collectively, "Vishay"), disclaim any and all liability for any errors, inaccuracies or incompleteness contained herein or in any other disclosure relating to any product.

Vishay disclaims any and all liability arising out of the use or application of any product described herein or of any information provided herein to the maximum extent permitted by law. The product specifications do not expand or otherwise modify Vishay's terms and conditions of purchase, including but not limited to the warranty expressed therein, which apply to these products.

No license, express or implied, by estoppel or otherwise, to any intellectual property rights is granted by this document or by any conduct of Vishay.

The products shown herein are not designed for use in medical, life-saving, or life-sustaining applications unless otherwise expressly indicated. Customers using or selling Vishay products not expressly indicated for use in such applications do so entirely at their own risk and agree to fully indemnify Vishay for any damages arising or resulting from such use or sale. Please contact authorized Vishay personnel to obtain written terms and conditions regarding products designed for such applications.

Product names and markings noted herein may be trademarks of their respective owners.