



Micro Commercial Components Corp.

Products End of Life Notification

Issue date: Feb-11th-2010

EOL No#: 021110

Last Buy Date : N/A

Description and Purpose:

MCC has undergone a review of its core business and products , and

determined to discontinue below products:

Discontinued Devices	Possible Replacements
W005G~W10G	N/A
2W005~2W10	N/A
2W005G~2W10G	N/A

Obsolete



Micro Commercial Components

Micro Commercial Components
20736 Marilla Street Chatsworth
CA 91311
Phone: (818) 701-4933
Fax: (818) 701-4939

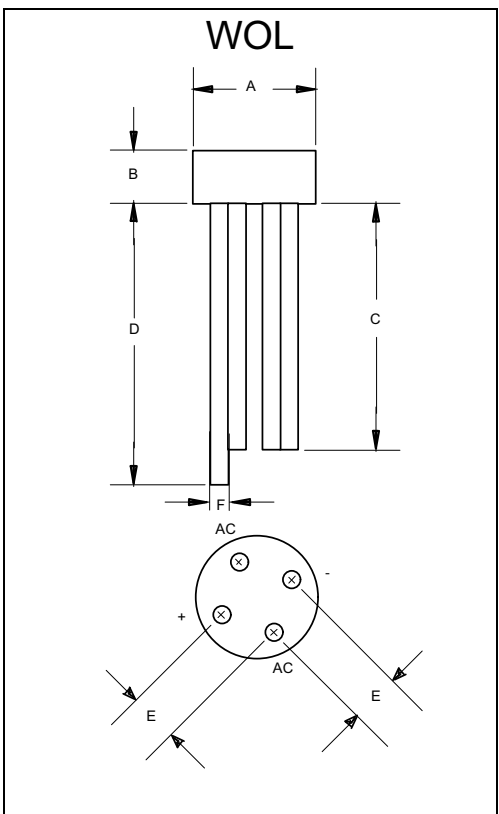
**2W005
THRU
2W10**

- Features**
- Low Profile Package
 - Any Mounting Position
 - Silver Plated Copper Leads
 - Surge Overload Rating Of 60 Amps
 - UL Recognized File # E165989
 - Case Material: Molded Plastic. UL Flammability Classification Rating 94V-0

**2 Amp Single Phase
Bridge Rectifier
50 to 1000 Volts**

- Maximum Ratings**
- Operating Temperature: -55°C to +125°C
 - Storage Temperature: -55°C to +150°C
 - Typical Thermal Resistance Of 40°C/W Junction To Ambient

MCC Catalog Number	Device Marking	Maximum Recurrent Peak Reverse Voltage	Maximum RMS Voltage	Maximum DC Blocking Voltage
2W005	2W005	50V	35V	50V
2W01	2W01	100V	70V	100V
2W02	2W02	200V	140V	200V
2W04	2W04	400V	280V	400V
2W06	2W06	600V	420V	600V
2W08	2W08	800V	560V	800V
2W10	2W10	1000V	700V	1000v



Electrical Characteristics @ 25°C Unless Otherwise Specified

Average Forward Current	$I_{F(AV)}$	2.0A	$T_J = 25^\circ\text{C}$
Peak Forward Surge Current	I_{FSM}	60A	8.3ms, half sine
Maximum Forward Voltage Drop Per Element	V_F	1.1V	$I_{FM} = 2.0A;$ $T_J = 25^\circ\text{C}^*$
Maximum DC Reverse Current At Rated DC Blocking Voltage	I_R	10µA 1mA	$T_J = 25^\circ\text{C}$ $T_J = 100^\circ\text{C}$

*Pulse test: Pulse width 300 µsec, Duty cycle 2%

DIM	DIMENSIONS				NOTE
	INCHES		MM		
A	---	.378	---	9.60	
B	---	.291	---	7.40	
C	1.000	---	25.40	---	
D	1.098	---	27.90	---	
E	.180	.220	4.60	5.60	
F	.028	.032	0.71	0.81	

www.mccsemi.com

Revision: 7

2006/05/28

2W005 thru 2W10

Figure 1
Typical Forward Characteristics

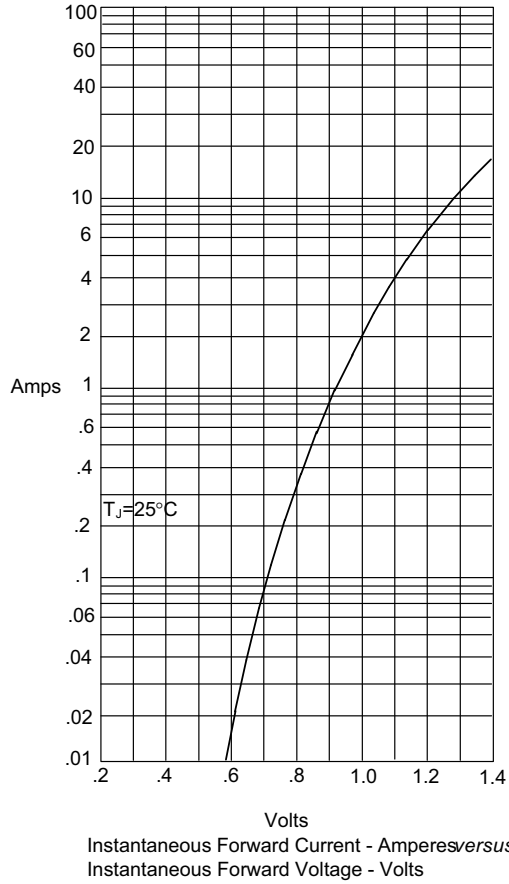


Figure 2
Typical Reverse Characteristics

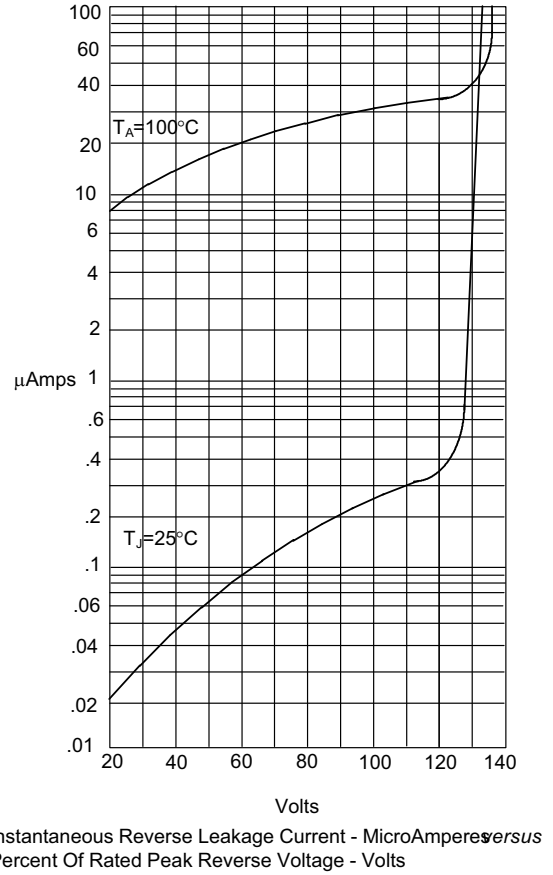


Figure 3
Forward Derating Curve

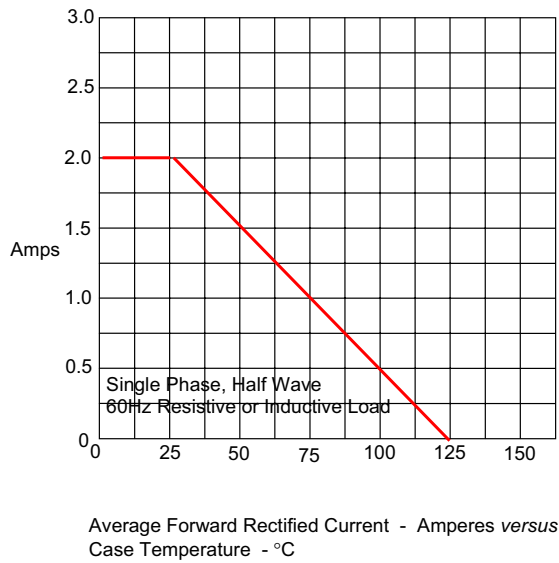
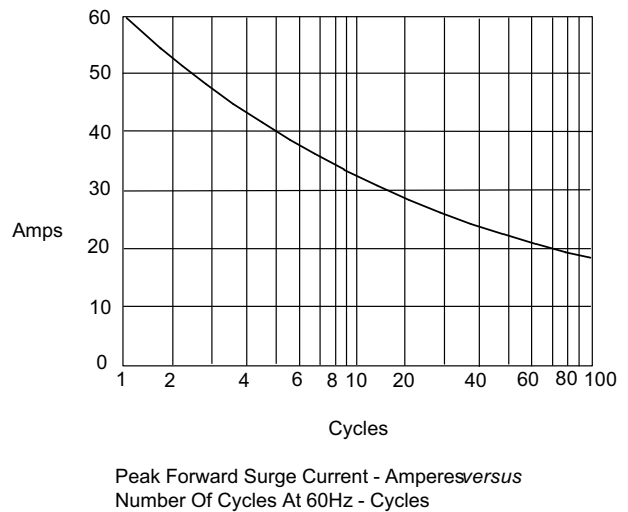


Figure 4
Peak Forward Surge Current





Micro Commercial Components

*****IMPORTANT NOTICE*****

Micro Commercial Components Corp. reserves the right to make changes without further notice to any product herein to make corrections, modifications, enhancements, improvements, or other changes. *Micro Commercial Components Corp.* does not assume any liability arising out of the application or use of any product described herein; neither does it convey any license under its patent rights, nor the rights of others. The user of products in such applications shall assume all risks of such use and will agree to hold *Micro Commercial Components Corp.* and all the companies whose products are represented on our website, harmless against all damages.

*****APPLICATIONS DISCLAIMER*****

Products offer by *Micro Commercial Components Corp.* are not intended for use in Medical, Aerospace or Military Applications.

www.mccsemi.com