

- Designed to comply with the requirements of UL1459
- Minimum interwinding breakdown voltage of 1500 Vrms
- Operating and storage temperature range -40° to +85°C
- Meets IEC 695, 2-2 flammability requirements
- PWB Process Capability: standard printed wiring board assembly techniques, total-immersion cleaning
- Reliability testing: shock, vibration, temperature cycling, temperature - humidity - bias

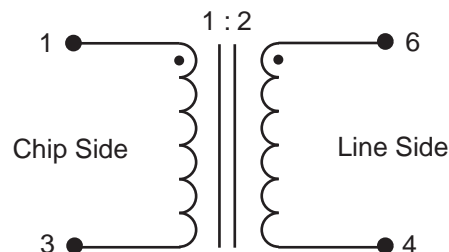
ELECTRICAL SPECIFICATIONS at 25° C

Part Number	Turns Ratio ±2%	Inductance ¹ µH ±6%	Leakage Inductance ² µH max	DCR Ω max		Interwinding Capacitance ³ pF max
	(1-3) : (6-4)	(6-4)	(6-4)	(1-3)	(6-4)	
S560-6600-D7	1 : 2	530	15	1.15	2.05	100

1. Inductance measured at 10 kHz, 0.1Vac
2. Leakage inductance measured at 100 kHz, 0.1 Vrms. Short terminals 6 and 4
3. Interwinding capacitance measured at 10 kHz, 1 Vrms

SCHEMATIC

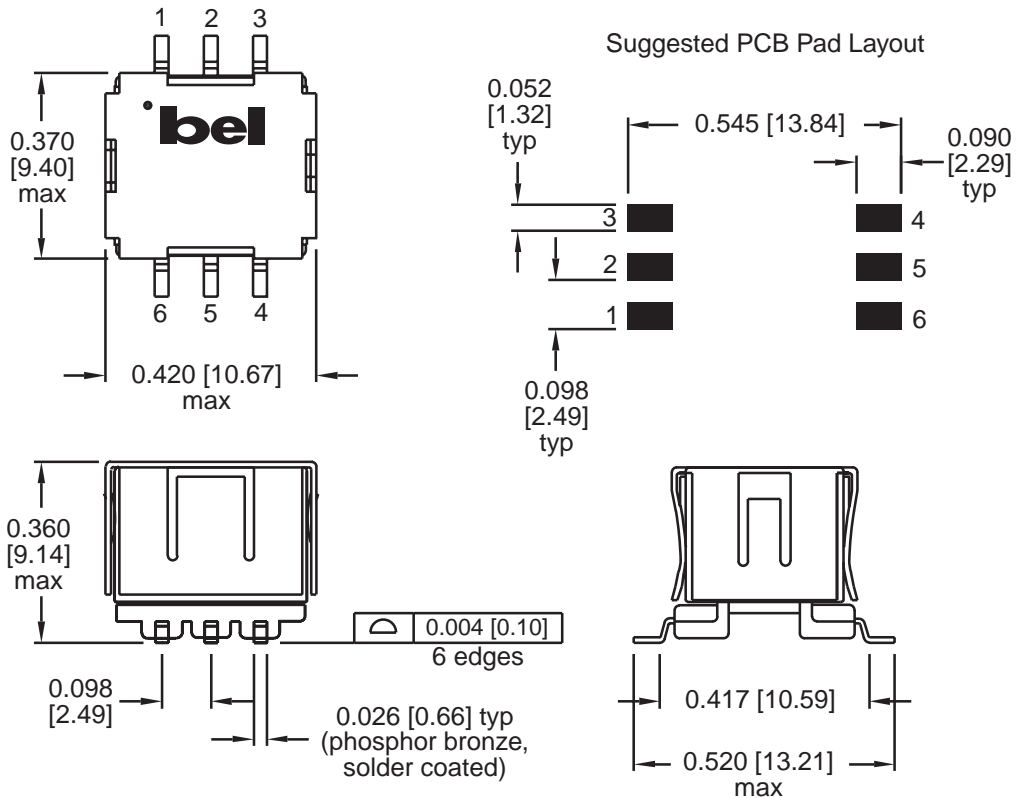
S560-6600-D7



TM01336

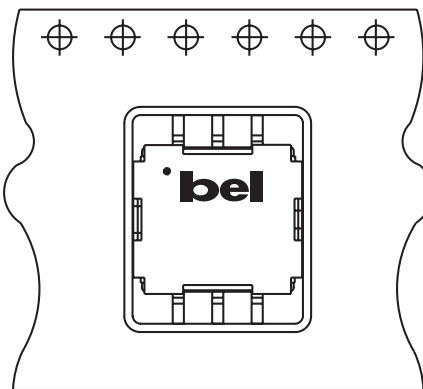
MECHANICAL

S560-6600-D7



Dimensions are in inches [millimeters].

Standard dimension tolerance is ± 0.005 [0.13] unless otherwise noted.



➔ User Feed Direction

Orientation of Component Inside Pocket

Tape and Reel Packaging

24 mm wide by 16 mm pitch; 13 inch OD, 4 inch ID
400 components per reel, maximum
Meets ANSI/EIA 481-2 Carrier Tape Standards

©2001 Bel Fuse Inc. Specifications subject to change without notice. 05.01

CORPORATE

Bel Fuse Inc.
206 Van Vorst Street
Jersey City, NJ 07302
Tel 201-432-0463
Fax 201-432-9542
www.belfuse.com

FAR EAST

Bel Fuse Ltd.
8F / 8 Luk Hop Street
San Po Kong
Kowloon, Hong Kong
Tel 852-2328-5515
Fax 852-2352-3706
www.belfuse.com

EUROPE

Bel Fuse Europe Ltd.
Preston Technology Management Centre
Marsh Lane, Suite G7, Preston
Lancashire, PR1 8UD, U.K.
Tel 44-1772-556601
Fax 44-1772-888366
www.belfuse.com