ALL RIGHTS RESERVED. NO PORTION OF THIS PUBLICATION, WHETHER IN WHOLE OR IN PART CAN BE REPRODUCED WITHOUT THE EXPRESS WRITTEN CONSENT OF SPC TECHNOLOGY.

SPC-F005.DWG

REVISIONS								
DCP #	REV	DESCRIPTION	DRAWN	DATE	CHECKD	DATE	APPRVD	DATE
2032	A	Released	JN	03/05/09	JWM	03/05/09	JWM	03/05/09

DOC. NO. SPC-F005 • Effective: 7/8/02 • DCP No: 1398

RoHS Compliant

Tape & Reel Dimension

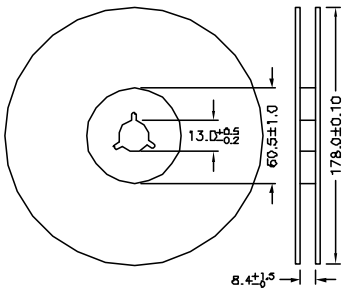

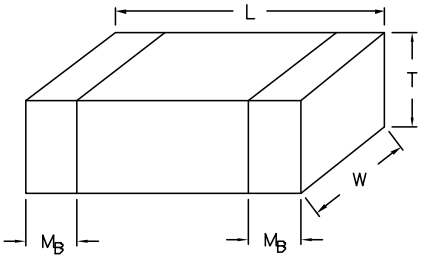

Capacitor Dimension			
L (mm)	W (mm)	T (mm)	M_B
2.00±0.15	**1.25±0.10**	0.95±0.10	0.50±0.20

Plastic Tape

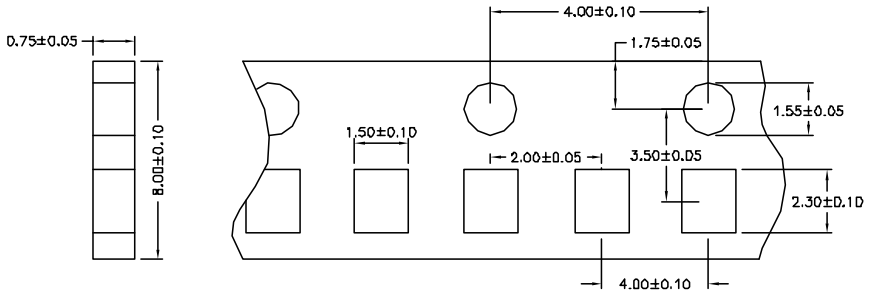

NO.	Name		NPO/X7R	X7R/X5R/Y5V
1	Ceramic material		BaTiO3 based	
2	Inner electrode		AgPd alloy	Ni
3	Termination	Inner layer	Ag	Cu
4		Middle layer	Ni	
5		Outer layer	Sn (Matt)	

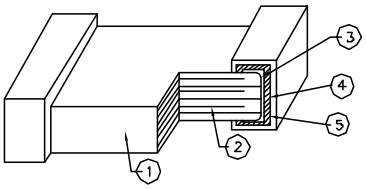

DISCLAIMER:
ALL STATEMENTS AND TECHNICAL INFORMATION CONTAINED HEREIN ARE BASED UPON INFORMATION AND/OR TESTS WE BELIEVE TO BE ACCURATE AND RELIABLE. SINCE CONDITIONS OF USE ARE BEYOND OUR CONTROL, THE USER SHALL DETERMINE THE SUITABILITY OF THE PRODUCT FOR THE INTENDED USE AND ASSUME ALL RISK AND LIABILITY WHATSOEVER IN CONNECTION THEREWITH.

TOLERANCES:
UNLESS OTHERWISE SPECIFIED, DIMENSIONS ARE FOR REFERENCE PURPOSES ONLY.

DRAWN BY:	DATE:
Jason Nash	03/05/09
CHECKED BY:	DATE:
Jeff McVicker	03/05/09
APPROVED BY:	DATE:
Jeff McVicker	03/05/09

DRAWING TITLE: High Voltage, Multilayer Ceramic Capacitors

SIZE	DWG. NO.	ELECTRONIC FILE	REV
A	Ta-1111	Ta-1111.dwg	A

SCALE: NTS | U.O.M.: INCHES [mm] | SHEET: 1 OF 2

Downloaded from Elcodis.com electronic components distributor

Manufacturers part number	Capacitance	Capacitance Tolerance	Dielectric Characteristic	Package/Case	Reel Quantity	Voltage Rating
MCTT21X475K6R3CT	4.7 µF	± 10%	X5R	0805		6.3 VDC
MCTT21X475K6R3CT	4.7 µF	± 10%	X5R	0805	4000	6.3 VDC
MCTT21X475M6R3CT	4.7 µF	± 20%	X5R	0805		6.3 VDC
MCTT21X475M6R3CT	4.7 µF	± 20%	X5R	0805	4000	6.3 VDC
MCTT21X225K6R3CT	2.2 µF	± 10%	X5R	0805		6.3 VDC
MCTT21X225K6R3CT	2.2 µF	± 10%	X5R	0805	4000	6.3 VDC
MCTT21X225M6R3CT	2.2 µF	± 20%	X5R	0805	4000	6.3 VDC
MCTT21X106M6R3CT	10 µF	± 20%	X5R	0805		6.3 VDC
MCTT21X106M6R3CT	10 µF	± 20%	X5R	0805	4000	6.3 VDC
MCTT21X225K100CT	2.2 µF	± 10%	X5R	0805		10 VDC
MCTT21X225K100CT	2.2 µF	± 10%	X5R	0805	4000	10 VDC
MCTT21X225M100CT	2.2 µF	± 20%	X5R	0805		10 VDC
MCTT21F475Z100CT	4.7 µF	+80, -20%	Y5V	0805		16 VDC
MCTT21F475Z100CT	4.7 µF	+80, -20%	Y5V	0805	4000	16 VDC
MCTT21F475Z160CT	4.7 µF	+80, -20%	Y5V	0805		16 VDC
MCTT21F475Z160CT	4.7 µF	+80, -20%	Y5V	0805	4000	16 VDC
MCTT21F225Z160CT	2.2 µF	+80, -20%	Y5V	0805		16 VDC
MCTT21F225Z160CT	2.2 µF	+80, -20%	Y5V	0805	4000	16 VDC
MCTT21X225K160CT	2.2 µF	± 10%	X5R	0805		16 VDC
MCTT21X225K160CT	2.2 µF	± 10%	X5R	0805	4000	16 VDC
MCTT21X225M160CT	2.2 µF	± 20%	X5R	0805	4000	16 VDC
MCTT21X225M160CT	2.2 µF	± 20%	X5R	0805		16 VDC
MCTT21X105K160CT	1 µF	± 10%	X5R	0805		16 VDC

ALL RIGHTS RESERVED. NO PORTION OF THIS PUBLICATION, WHETHER IN WHOLE OR IN PART CAN BE REPRODUCED WITHOUT THE EXPRESS WRITTEN CONSENT OF SPC TECHNOLOGY.

SIZE	DWG. NO.	ELECTRONIC FILE	REV
A	Ta-1111	Ta-1111.DWG	A

SPC-F005.DWG DOC. NO. SPC-F005 • Effective: 7/8/02 • DCP No: 1388

SCALE: NTS U.O.M.: Millimeters SHEET: 2 OF 2

Downloaded from Elcodis.com electronic components distributor