



ALL RIGHTS RESERVED. NO PORTION OF THIS PUBLICATION, WHETHER IN WHOLE OR IN PART, CAN BE REPRODUCED WITHOUT THE EXPRESS WRITTEN CONSENT OF SPC TECHNOLOGY.

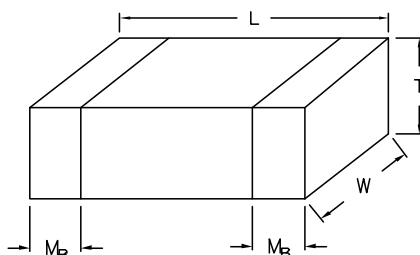
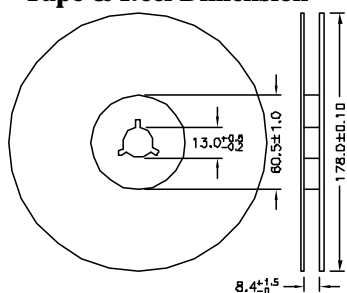
SPC-F005.DWG

REVISIONS

DOC. NO. SPC-F005 * Effective: 7/8/02 * DCP No: 1308

DCP #	REV	DESCRIPTION	DRAWN	DATE	CHECKD	DATE	APPRVD	DATE
2032	A	Released	JN	03/05/09	JWM	03/05/09	JWM	03/05/09

Tape & Reel Dimension

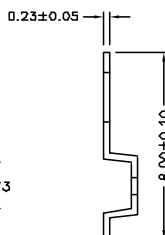
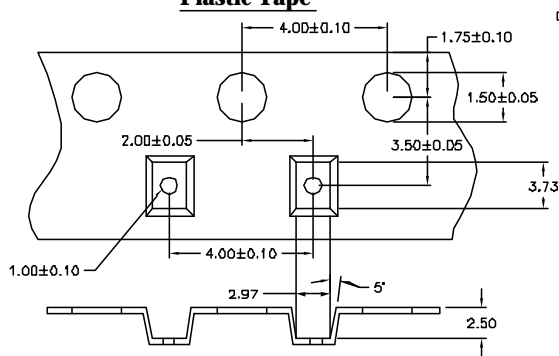


Capacitor Dimension

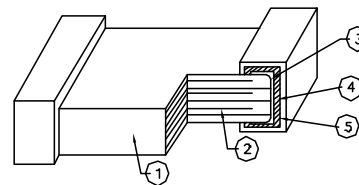
L (mm)	W (mm)	MB
3.20±0.03	2.50±0.02	0.75±0.25



Plastic Tape



NO.	Name	NPO/X7R	X7R/X5R/Y5V
1	Ceramic material	BaTiO3 based	
2	Inner electrode	AgPd alloy	Ni
3	Inner layer	Ag	Cu
4	Termination	Middle layer	Ni
5		Outer layer	Sn (Matt)



DISCLAIMER:
ALL STATEMENTS AND TECHNICAL INFORMATION CONTAINED HEREIN ARE BASED UPON INFORMATION AND/OR TESTS WE BELIEVE TO BE ACCURATE AND RELIABLE. SINCE CONDITIONS OF USE ARE BEYOND OUR CONTROL, THE USER SHALL DETERMINE THE SUITABILITY OF THE PRODUCT FOR THE INTENDED USE AND ASSUME ALL RISK AND LIABILITY WHATSOEVER IN CONNECTION THEREWITH.

TOLERANCES:
UNLESS OTHERWISE SPECIFIED, DIMENSIONS ARE FOR REFERENCE PURPOSES ONLY.

DRAWN BY:	DATE:
Jason Nash	03/05/09
CHECKED BY:	DATE:
Jeff McVicker	03/05/09
APPROVED BY:	DATE:
Jeff McVicker	03/05/09

DRAWING TITLE:

Multilayer Ceramic Capacitors

SIZE	DWG. NO.	ELECTRONIC FILE	REV
A	Ta-1102	Ta-1102.dwg	A
SCALE: NTS	U.Q.M.: INCHES [mm]	SHEET: 1 OF 2	

Manufacturers part number	Sell Unit of Measure	Reel Quantity	Capacitance	Capacitance Tolerance	Dielectric Characteristic	Package/Case	Voltage Rating
MC1210F476Z6R3CT	TC		47 μ F	+80, -20%	Y5V	1210	6.3 VDC
MC1210F476Z6R3CT	TR	3000	47 μ F	+80, -20%	Y5V	1210	6.3 VDC
MC1210F106Z500CT	TC		10 μ F	+80, -20%	Y5V	1210	50 VDC
MC1210F106Z500CT	TR	3000	10 μ F	+80, -20%	Y5V	1210	50 VDC
MC1210B224K101CT	TC		0.22 μ F	\pm 10%	X7R	1210	100 VDC
MC1210B224K101CT	TR	3000	0.22 μ F	\pm 10%	X7R	1210	100 VDC
MC1210B474K101CT	TC		0.47 μ F	\pm 10%	X7R	1210	100 VDC
MC1210B474K101CT	TR	1000	0.47 μ F	\pm 10%	X7R	1210	100 VDC
MC1210B684K101CT	TC		0.68 μ F	\pm 10%	X7R	1210	100 VDC
MC1210B684K101CT	TR	1000	0.68 μ F	\pm 10%	X7R	1210	100 VDC
MC1210B684M101CT	TC		0.68 μ F	\pm 20%	X7R	1210	100 VDC
MC1210B684M101CT	TR	1000	0.68 μ F	\pm 20%	X7R	1210	100 VDC

ALL RIGHTS RESERVED. NO PORTION OF THIS PUBLICATION, WHETHER IN WHOLE OR IN PART CAN BE REPRODUCED WITHOUT THE EXPRESS WRITTEN CONSENT OF SPC TECHNOLOGY.

SIZE

A

DWG. NO.

Ta-1102

ELECTRONIC FILE

Ta-1102.DWG

REV

A

SPC-F005.DWG

DOC. NO. SPC-F005 * Effective: 7/8/02 * DCP No: 1388

SCALE: NTS

U.O.M.: Millimeters

SHEET: 2 OF 2