ALL RIGHTS RESERVED. NO PORTION OF THIS PUBLICATION, WHETHER IN WHOLE OR IN PART CAN BE REPRODUCED WITHOUT THE EXPRESS WRITTEN CONSENT OF SPC TECHNOLOGY.

SPC-F005.DWG

REVISIONS — DOC. NO. SPC-F005 • Effective: 7/8/02 • DCP No: 1398

DCP #	REV	DESCRIPTION	DRAWN	DATE	CHECKD	DATE	APPRVD	DATE
2032	A	Released	JN	03/05/09	JWM	03/05/09	JWM	03/05/09

RoHS Compliant

Tape & Reel Dimension

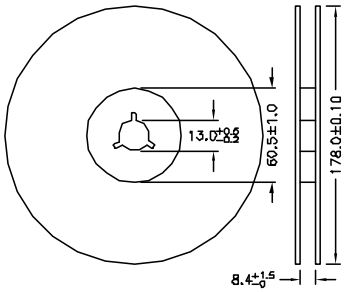

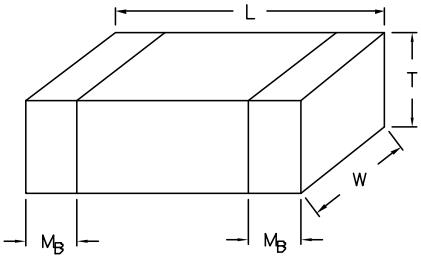

Capacitor Dimension			
L (mm)	W (mm)	T (mm)	M_B
2.00±0.15	**1.25±0.10**	0.80±0.10	0.50±0.20

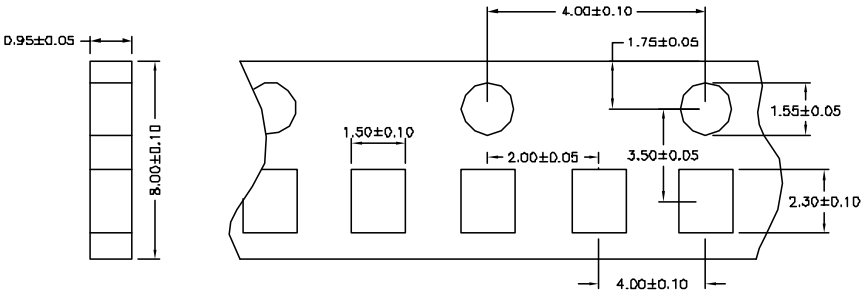

NO.	Name		X7R/X5R/Y5V
1	Ceramic material		BaTiO3 based
2	Inner electrode		Ni
3	Termination	Inner layer	Cu
4		Middle layer	Ni
5		Outer layer	Sn (Matt)

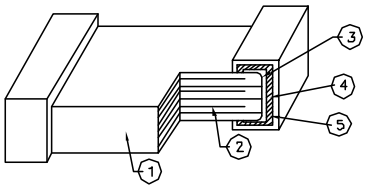

DISCLAIMER:
ALL STATEMENTS AND TECHNICAL INFORMATION CONTAINED HEREIN ARE BASED UPON INFORMATION AND/OR TESTS WE BELIEVE TO BE ACCURATE AND RELIABLE. SINCE CONDITIONS OF USE ARE BEYOND OUR CONTROL, THE USER SHALL DETERMINE THE SUITABILITY OF THE PRODUCT FOR THE INTENDED USE AND ASSUME ALL RISK AND LIABILITY WHATSOEVER IN CONNECTION THEREWITH.

TOLERANCES:
UNLESS OTHERWISE SPECIFIED, DIMENSIONS ARE FOR REFERENCE PURPOSES ONLY.

DRAWN BY: Jason Nash	DATE: 03/05/09
CHECKED BY: Jeff McVicker	DATE: 03/05/09
APPROVED BY: Jeff McVicker	DATE: 03/05/09

DRAWING TITLE: High capacitance, Multilayer Ceramic Capacitors

SIZE: A | DWG. NO.: Ta-1105 | ELECTRONIC FILE: Ta-1105.dwg | REV: A

SCALE: NTS | U.O.M.: INCHES [mm] | SHEET: 1 OF 2

Downloaded from Elcodis.com electronic components distributor

Manufacturers part number	Sell Unit of Measure	Reel Quantity	Capacitance	Capacitance Tolerance	Dielectric Characteristic	Package/Case	Voltage Rating
MC0805X155K6R3CT	TC		1.5µF	± 10%	X5R	0805	6.3 VDC
MC0805X155K6R3CT	TR	4000	1.5µF	± 10%	X5R	0805	6.3 VDC
MC0805X225K6R3CT	TC		2.2µF	± 10%	X5R	0805	6.3 VDC
MC0805X225K6R3CT	TR	4000	2.2µF	± 10%	X5R	0805	6.3 VDC
MC0805X225M6R3CT	TC		2.2µF	± 20%	X5R	0805	6.3 VDC
MC0805X226M6R3CT	TC		22 µF	± 20%	X5R	0805	6.3 VDC
MC0805X226M6R3CT	TR	4000	22 µF	± 20%	X5R	0805	6.3 VDC
MC0805X335K6R3CT	TC		3.3µF	± 10%	X5R	0805	6.3 VDC
MC0805X335K6R3CT	TR	4000	3.3µF	± 10%	X5R	0805	6.3 VDC
MC0805X475K6R3CT	TC		4.7µF	± 10%	X5R	0805	6.3 VDC
MC0805X475K6R3CT	TR	4000	4.7µF	± 10%	X5R	0805	6.3 VDC
MC0805X475M6R3CT	TC		4.7µF	± 20%	X5R	0805	6.3 VDC
MC0805X475M6R3CT	TR	4000	4.7µF	± 20%	X5R	0805	6.3 VDC
MC0805X225K100CT	TC		2.2µF	± 10%	X5R	0805	10 VDC
MC0805X225K100CT	TR	4000	2.2µF	± 10%	X5R	0805	10 VDC
MC0805X225M100CT	TC		2.2µF	± 20%	X5R	0805	10 VDC
MC0805X225M100CT	TR	4000	2.2µF	± 20%	X5R	0805	10 VDC
MC0805F335Z100CT	TC		3.3µF	+80, -20%	Y5V	0805	10 VDC
MC0805F335Z100CT	TR	4000	3.3µF	+80, -20%	Y5V	0805	10 VDC
MC0805X335K100CT	TC		3.3µF	± 10%	X5R	0805	10 VDC
MC0805X335K100CT	TR	4000	3.3µF	± 10%	X5R	0805	10 VDC
MC0805F475Z100CT	TC		4.7µF	+80, -20%	Y5V	0805	10 VDC
MC0805F475Z100CT	TR	4000	4.7µF	+80, -20%	Y5V	0805	10 VDC
MC0805X475K100CT	TC		4.7µF	± 10%	X5R	0805	10 VDC
MC0805X475K100CT	TR	4000	4.7µF	± 10%	X5R	0805	10 VDC
MC0805X475M100CT	TC		4.7µF	± 20%	X5R	0805	10 VDC
MC0805X475M100CT	TR	4000	4.7µF	± 20%	X5R	0805	10 VDC
MC0805F106Z100CT	TC		10 µF	+80, -20%	Y5V	0805	10 VDC
MC0805F106Z100CT	TR	4000	10 µF	+80, -20%	Y5V	0805	10 VDC
MC0805F105Z160CT	TC		1 µF	+80, -20%	Y5V	0805	16 VDC
MC0805F105Z160CT	TR	4000	1 µF	+80, -20%	Y5V	0805	16 VDC
MC0805F155Z160CT	TC		1.5µF	+80, -20%	Y5V	0805	16 VDC
MC0805F155Z160CT	TR	4000	1.5µF	+80, -20%	Y5V	0805	16 VDC
MC0805F225Z160CT	TC		2.2µF	+80, -20%	Y5V	0805	16 VDC
MC0805F225Z160CT	TR	4000	2.2µF	+80, -20%	Y5V	0805	16 VDC
MC0805X225K160CT	TC		2.2µF	± 10%	X5R	0805	16 VDC
MC0805X225K160CT	TR	4000	2.2µF	± 10%	X5R	0805	16 VDC
MC0805X225M160CT	TC		2.2µF	± 20%	X5R	0805	16 VDC
MC0805F475Z160CT	TC		4.7µF	+80, -20%	Y5V	0805	16 VDC
MC0805F475Z160CT	TR	4000	4.7µF	+80, -20%	Y5V	0805	16 VDC
MC0805X475K160CT	TC		4.7µF	± 10%	X5R	0805	16 VDC
MC0805X475K160CT	TR	4000	4.7µF	± 10%	X5R	0805	16 VDC
MC0805X475M160CT	TC		4.7µF	± 20%	X5R	0805	16 VDC
MC0805X475M160CT	TR	4000	4.7µF	± 20%	X5R	0805	16 VDC
MC0805F105Z250CT	TC		1 µF	+80, -20%	Y5V	0805	25 VDC
MC0805F105Z250CT	TR	4000	1 µF	+80, -20%	Y5V	0805	25 VDC
MC0805X225K250CT	TC		2.2µF	± 10%	X5R	0805	25 VDC
MC0805X225K250CT	TR	4000	2.2µF	± 10%	X5R	0805	25 VDC
MC0805X225M250CT	TC		2.2µF	± 20%	X5R	0805	25 VDC
MC0805X475K250CT	TC		4.7µF	± 10%	X5R	0805	25 VDC
MC0805X475M250CT	TC		4.7µF	± 20%	X5R	0805	25 VDC
MC0805X475M250CT	TR	4000	4.7µF	± 20%	X5R	0805	25 VDC
MC0805F105Z500CT	TC		1 µF	+80, -20%	Y5V	0805	50 VDC
MC0805F105Z500CT	TR	4000	1 µF	+80, -20%	Y5V	0805	50 VDC

ALL RIGHTS RESERVED. NO PORTION OF THIS PUBLICATION, WHETHER IN WHOLE OR IN PART CAN BE REPRODUCED WITHOUT THE EXPRESS WRITTEN CONSENT OF SPC TECHNOLOGY.

SIZE	DWG. NO.	ELECTRONIC FILE	REV
A	Ta-1105	Ta-1105.DWG	A

Downloaded from Elcodis.com electronic components distributor