


99761 SERIES

ELAPSED TIME INDICATOR

UL-E47668 CSA-LR44080

- 7 Digit .15" High Display
- Front Panel Mounting
- Low Cost
- Capacity: 99999.99 Hours
- DIN-Sized (48 x 48mm) with Bezel



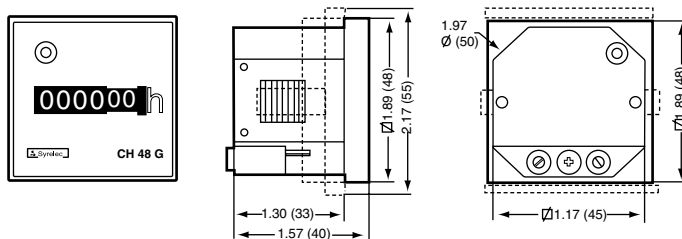
GENERAL FEATURES:

The 99761 Elapse Time Indicators are AC synchronous Hour Meters which are ruggedly constructed true time mechanisms for recording the "ON" time of electrical equipment and machinery. The instrument is connected in parallel with the equipment being monitored to determine maintenance intervals, routine and component life.

SPECIFICATIONS:


Display	7 Digit .15" high
Capacity	99999.99 Hours
Input Power	24 VAC, 110 VAC, 220 VAC +10%, -15% 60 Hz (50 Hz Special Order)
Vibration Resistance	5 G (10-2000 Hz)
Digit Color	Hours: white on black Decimals: red on black
Body Material	Noryl
Weight	2 oz. (60g)

DIMENSIONS:




ACCESSORIES:

- DIN-Rail Adapter



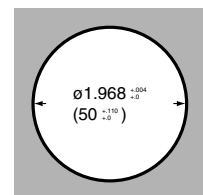
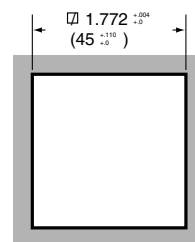
Order: 26546803

- Square Bezel



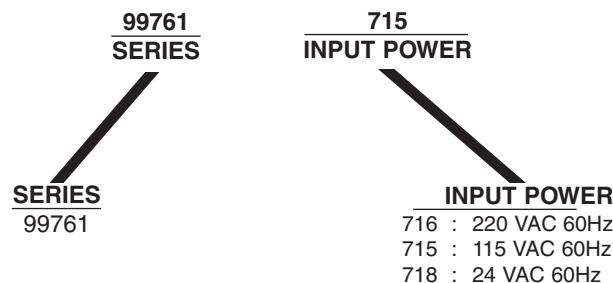
Order: 26546805

MOUNTING:



NOTE: Round cutout is only possible if square bezel accessory is used.

ORDERING INFORMATION:



Products and specifications subject to change without notice.
Consult factory for application assistance.