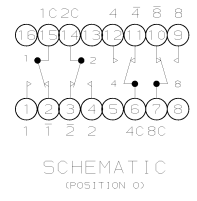
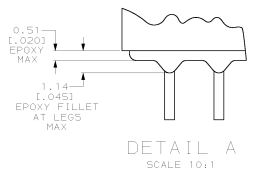
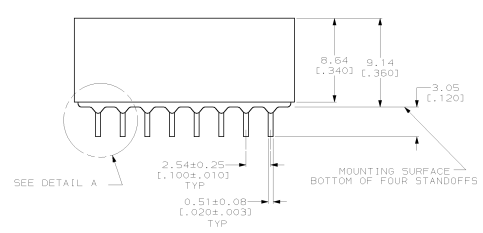
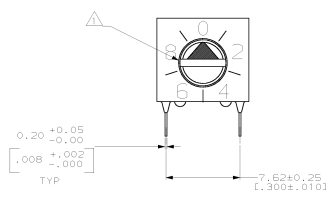
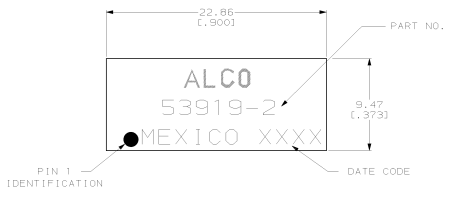
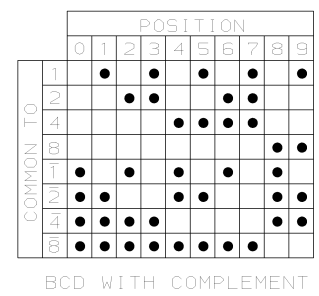


| REVISED | | REVISIONS | | | |
|---------|----|-----------|------|------|---------------------------------|
| NO. | BY | DATE | CHKD | APPD | DESCRIPTION |
| 1 | AG | | | | |
| 2 | TM | | | | |
| 3 | EC | 1-8-97 | MS | JR | REDRAWN ON CAD PER 0330-0026-26 |
| 4 | EC | | | | |
| 5 | EC | | | | |
| 6 | EC | | | | |
| 7 | EC | | | | |
| 8 | EC | | | | |
| 9 | EC | | | | |
| 10 | EC | | | | |
| 11 | EC | | | | |
| 12 | EC | | | | |
| 13 | EC | | | | |
| 14 | EC | | | | |
| 15 | EC | | | | |
| 16 | EC | | | | |
| 17 | EC | | | | |
| 18 | EC | | | | |
| 19 | EC | | | | |
| 20 | EC | | | | |



- △ SLOT FOR SCREWDRIVER ACTUATION.
- 2. FOR ADDITIONAL SPECIFICATIONS SEE AMP PRODUCT SPEC 108-7066 AND INSTRUCTION SHEET 6811.
- 3. SWITCH BOTTOM IS SEALED.
- △ CONTACT FINISH TO BE 0.00076 [0.00030] GOLD OVER NICKEL.
- △ MATERIAL:
HOUSING : BLACK POLYESTER
CONTACTS : BERYLLIUM COPPER.



53919-2
PART NUMBER

| UNLESS OTHERWISE SPECIFIED | | BY | DATE | AMP Incorporated | |
|----------------------------|--------------|-----------|------|---------------------------|--|
| CONDUCTIVE | AS SPECIFIED | S. TALLEY | 7/83 | Harrisburg, PA 17105-3608 | |
| INSULATING | AS SPECIFIED | | | | |
| FINISH | AS SPECIFIED | | | | |
| PLATING | AS SPECIFIED | | | | |
| WELDING | AS SPECIFIED | | | | |
| DRILLING | AS SPECIFIED | | | | |
| MATERIAL | | | | | |
| FINISH | | | | | |
| REVISION | | | | | |
| CUSTOMER DRAWING | | | | | |

SWITCH ASSY, PREPROGRAMMED DIP, 10 POSITION, SCREWDRIVER SLOT

REV: 0000 (REVISED) 53919-2

AMP 00779