

Power Relay RM 8

- 2 pole 25 A, 2 CO contacts
- DC- or AC-coil
- Mechanical indicator
- Push-to-test-button
- Chassis- or DIN-rail mount
- RoHS compliant (Directive 2002/95/EC) as per product date code 0415

Applications

Cleaning equipment, heating and cooling equipment



F0165-A

Approvals

VDE REG.-Nr. 40003144, c RU us E214025
 Technical data of approved types on request

Contact data

RM8	
Contact configuration	2 CO contacts
Contact set	single contact
Type of interruption	micro disconnection
Rated current	25 A
Rated voltage / max.switching voltage AC	400 VAC
Maximum breaking capacity AC	6000 VA
Limiting making capacity, max 20 ms	60 A
Contact material	AgCdO
Mechanical endurance	10x10 ⁶ cycles
Rated frequency of operation with / without load	16/100 min ⁻¹

Contact ratings

Type	Load	Cycles
RM80	25 A, 415 VAC, UL	10x10 ³
RM80	25 A, 250 VAC, cosφ=1, 35°C, VDE	10x10 ³
RM80	25 A, 240 VAC, 1-phase, per pole, general purpose, UL	6x10 ³

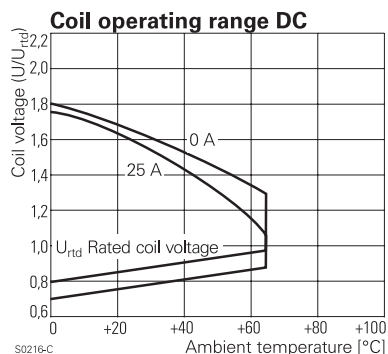
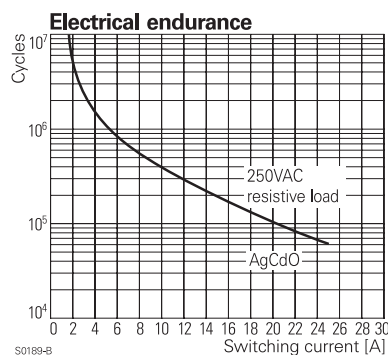
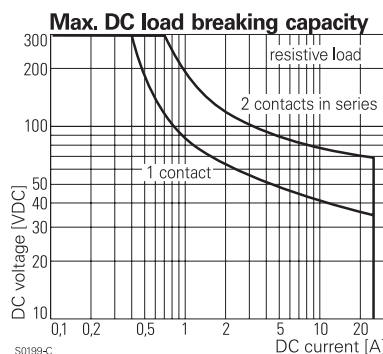
Coil data

Rated coil voltage range	DC coil	6...220 VDC
	AC coil	6...400 VAC
Coil power	DC coil	1,2 W
	AC coil	2,8 VA
Operative range		1

Coil versions, DC-coil

Coil code	Rated voltage VDC	Operate voltage VDC	Release voltage VDC	Coil resistance Ohm	Rated coil power W
STD LED PD* bipolar					
006 L06 0A6 LA6	6	4.5	0.6	32±10%	1.1
012 L12 0B2 LB2	12	9.0	1.2	110±10%	1.3
024 L24 0C4 LC4	24	18.0	2.4	475±10%	1.2
048 L48 0E8 LE8	48	36.0	4.8	2000±10%	1.2
060 L60 0G0 LG0	60	45.0	6.0	2850±10%	1.3
110 M10 1B0 MB0	110	82.5	11.0	10000±12%	1.2
221 N21 2C1 NC1	220	165.0	22.0	40000±15%	1.2

All figures are given for coil without preenergization, at ambient temperature +23°C
 *) Protection diode PD; standard polarity: +A1 / -A2



Power Relay RM 8 (Continued)

Coil versions, AC-coil 50/60 Hz

Coil code	LED	Rated voltage	Operate voltage	Release voltage	Coil resistance	Rated coil power
STD		VAC	50/60Hz	50/60Hz	Ohm	50/60Hz VA
506	R06	6	4.8	2.4	4.7±10%	2.86/2.36
512	R12	12	9.6	4.8	19.5±10%	2.71/2.27
524	R24	24	19.2	9.6	80±10%	2.62/2.00
548	R48	48	38.4	19.2	320±10%	2.60/2.17
560	R60	60	48.0	24.0	500±10%	2.62/2.20
615	S15	115	92.0	46.0	1850±10%	2.65/2.22
730	T30	230	184.0	92.0	7500±10%	2.69/2.26
900	V00	400	320.0	160.0	23500±15%	2.61/2.20

All figures are given for coil without preenergization, at ambient temperature +23°C

Insulation

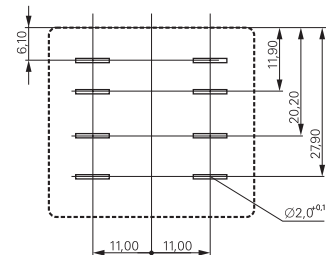
Dielectric strength coil-contact circuit	2500 V _{rms}
open contact circuit	1500 V _{rms}
adjacent contact circuits	4000 V _{rms}
Clearance / creepage coil-contact circuit	≥ 4/14.9 mm
adjacent contact circuits	≥ 15.3/15.3 mm
Material group of insulation parts	≥ IIIa
Insulation to IEC 60664-1	
Type of insulation coil-contact circuit	basic
open contact circuit	functional
adjacent contact circuits	basic
Rated insulation voltage	250 V
Pollution degree	3
Rated voltage system	240/400 V
Overvoltage category	III

Other data

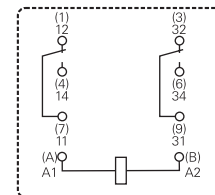
RoHS - Directive 2002/95/EC	compliant as per product date code 0415
Ambient temperature range DC coil	-45...+65°C
AC coil	-45...+40°C
Operate- / release time	15/15 ms
Bounce time NO / NC contact	3 ms
Vibration resistance (function) NO / NC contact	10/5 g, 30...150 Hz
Category of protection	RTI - dust protected
Relay weight	81 g
Packaging unit	10/25 pcs

Terminal assignment

Bottom view on pins



S0269-AG

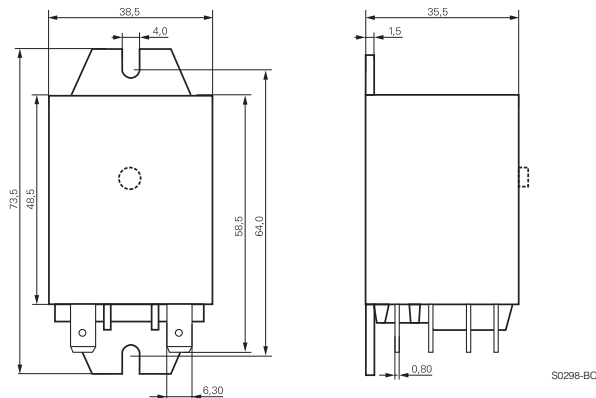


S0269-AD

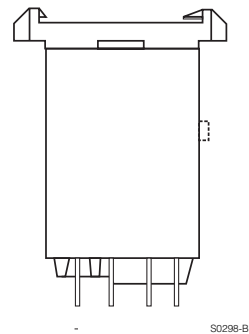
Power Relay RM 8 (Continued)

Dimensions

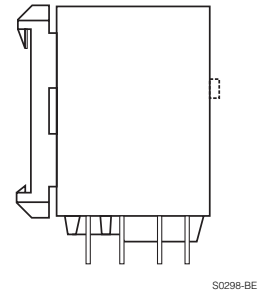
Cover with mounting brackets, 6.3 mm quick connect terminals



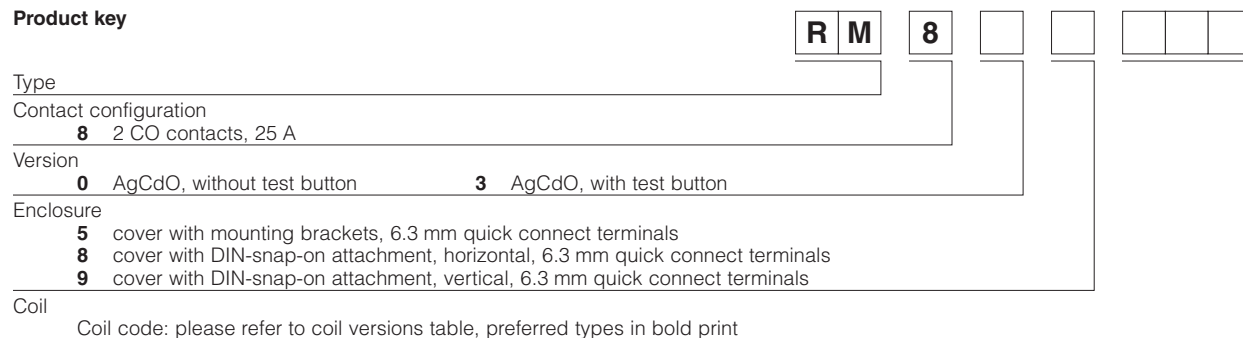
Cover with DIN-snap-on attachment
horizontal



vertical



Product key



Product key	Contacts	Version	Enclosure	Coil	Coil	Part number
RM805024	2 CO contacts 25 A	without	mounting brackets	DC-coil	24 VDC	2-1393844-7
RM805524		test button	quick c. 6.3 mm	AC-coil	24 VAC	2-1393147-9
RM805615					115 VAC	3-1393147-1
RM805730					230 VAC	3-1393147-3
RM808024			DIN-snap-on horizontal	DC-coil	24 VDC	2-1393844-9
RM808524				AC-coil	24 VAC	3-1393147-7
RM808730					230 VAC	5-1393149-7
RM809024			DIN-snap-on vertical	DC-coil	24 VDC	5-1393149-8
RM809615				AC-coil	115 VAC	3-1393147-8
RM809730					230 VAC	3-1393147-9
RM835024		with test button	mounting brackets quick c. 6.3 mm	DC-coil	24 VDC	4-1393147-1
RM835524				AC-coil	24 VAC	4-1393147-3
RM835615					115 VAC	4-1393147-4
RM835730					230 VAC	4-1393147-6
RM838024			DIN-snap-on horizontal	DC-coil	24 VDC	4-1393147-8
RM838524				AC-coil	24 VAC	5-1393147-0
RM838730					230 VAC	5-1393147-1
RM839024			DIN-snap-on vertical	DC-coil	24 VDC	5-1393147-4
RM839524				AC-coil	24 VAC	5-1393147-5
RM839730					230 VAC	5-1393147-6