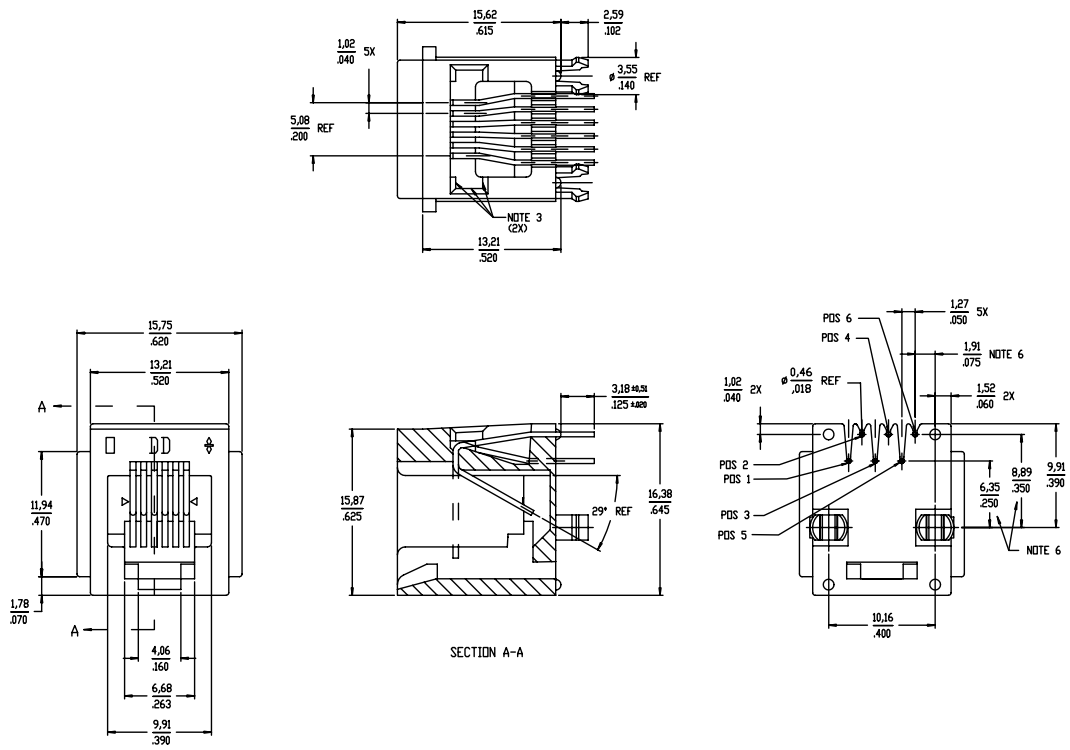


Tous droits strictement réservés. Reproduction ou communication a des tiers interdite sous quelque forme que ce soit sans autorisation écrite du propriétaire. Propriété de FCI ELECTRONICS INC. Droits de reproduction FCI ELECTRONICS INC.

All rights strictly reserved. Reproduction or issue to third parties in any form whatever is not permitted without written authority from the proprietor. Property of FCI ELECTRONICS INC. Copyright FCI ELECTRONICS INC.



PRODUCT NO
SEE CHART



mat'l. code		tolerances unless otherwise specified		CUSTOMER COPY	www.fciconnect.com
tr	ecrn no	dr	date	linear	
N	N04-0102	YS	11/23/04	.0 ± 0.25	6 POS VERT. SNAP PEG PCB III MOD JACK ASSY
P	N08-0097	SH	09/25/08	.00 ± 0.13	projection
R	N08-0170	SH	10/10/08	.000 ± 0.05	MM
				angles	product family MODJACK
				dr	size
				engr	dwg no
				chr	90512
				appd	code
				J HSI	MAN
sheet index	revision sheet	P	P	scale	sheet lof
	1	2		A4	

Tous droits strictement réservés. Reproduction ou communication à des tiers interdite sous quelque forme que ce soit sans autorisation écrite du propriétaire. Propriété de © FCI ELECTRONICS. Droits de reproduction FCI ELECTRONICS INC.

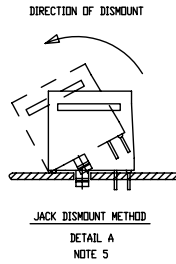
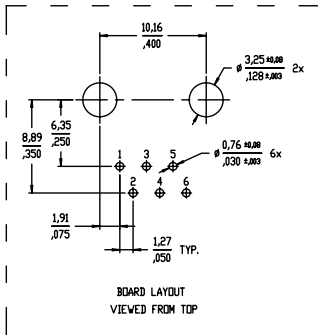
All rights strictly reserved. Reproduction or issue to third parties in any form whatever is not permitted without written authority from the proprietor. Property of © FCI ELECTRONICS Copyright FCI ELECTRONICS INC.

PRODUCT NO.	POSITIONS LOADED	CONTACT PLATING	NOTES
90512-001 -001LF -011LF	ALL	GXT	BLACK
-002 -002LF -012LF	ALL	30u' / .76u Au	BLACK ⑩
-003 -003LF -013LF	2,3,4,5	GXT	BLACK
-004 -004LF -014LF	2,3,4,5	50u' / 1,27u Au	BLACK
-005 -005LF -015LF	3,4	GXT	BLACK
-006 -006LF	ALL	GXT	GREY
-007 -007LF	ALL	30u' / .76u Au	GREY ⑩
-008 -008LF	3,4	GXT	GREY

PRODUCT NO.	POSITIONS LOADED	CONTACT PLATING	REMARKS
90512-101 -101LF -111LF	ALL	GXT	NOT TOOLED
-102 -102LF -112LF	ALL	30u' / .76u Au	NOT TOOLED
-103 -103LF -113LF	2,3,4,5	GXT	NOT TOOLED
-104 -104LF -114LF	2,3,4,5	50u' / 1,27u Au	NOT TOOLED
-105 -105LF -115LF	3,4	GXT	NOT TOOLED

LEAD FREE PRODUCT NO.
 0: MEETS WAVE SOLDER PROCESS PRODUCT NO.
 1: MEETS PIP PROCESS PRODUCT NO.

- NOTES :
- P/ND WITH DASH 0XX -NORMAL WAVE SOLDERING APPLICATION.
P/ND WITH DASH 1XX -IR REFLOW APPLICATION (NOT TOOLED).
 - PACKAGING SPEC. BUS-14-164.
 - ③ SCRATCH MARKS ACCEPTABLE ON THESE SURFACES.
 - JACK IS FOR 1,57/.062 THICK PCB.
 - ⑤ SHOULD THE JACK NEED TO BE DISMOUNTED FROM THE PCB, PLS REMOVE JACK AS PER RECOMMENDED METHOD HEREIN (DETAIL A) NIPPING THE LEGS OF THE PEG TOGETHER IS DISALLOWED, OTHERWISE LEG BREAKAGE MAY OCCUR.
 - ⑥ THESE DIMENSIONS ARE TAKEN FROM THE TOP OF THE PEG.
 - GXT IS 0,76um / 30u' MIN GXT WITH Au FLASH OVER 1,27 um / 50u' MIN NI.
 - THE PRODUCT MEETS EUROPEAN UNION DIRECTIVES AND OTHER COUNTRY REGULATIONS AS DESCRIBED IN GS-22-008.
 - THE HOUSING WILL WITHSTAND EXPOSURE TO 260°C PEAK TEMPERATURE FOR 10 SECONDS IN A WAVE SOLDER APPLICATION WITH A 1,60mm MINIMUM THICK CIRCUIT BOARD.
 - IF LF P/N PACKAGING MEETS GS-14-920 SPECIFICATION, EQUIVALENT THICKNESS Au AND GXT PLATING HAVE SAME FUNCTION AND THEY ARE ALTERNATIVE BY THE CUSTOMER.
 - ⑩



mat'l. code		tolerances unless otherwise specified		CUSTOMER COPY		FCI www.fciconnect.com	
l	tr	ec	no	dr	date	linear	.0 ± 0.25
N		ND4-0102	YS	11/23/04		.00 ± 0.13	projection
P		N08-0097	SH	09/25/08		.000 ± 0.05	title
R						± 2'	6 POS VERT. SNAP PEG PCB III MOD JACK ASSY
						angles	product family
						dir	MODJACK
						engr	code
						chr	NAN
						appd	size
							dwg no
							90512
sheet	revision	P	P			scale	A4
index	sheet	1	2				sheet
							2 of

path no.

PDM: Rev:R 3 STATUS:Released Printed: Aug 01, 2010