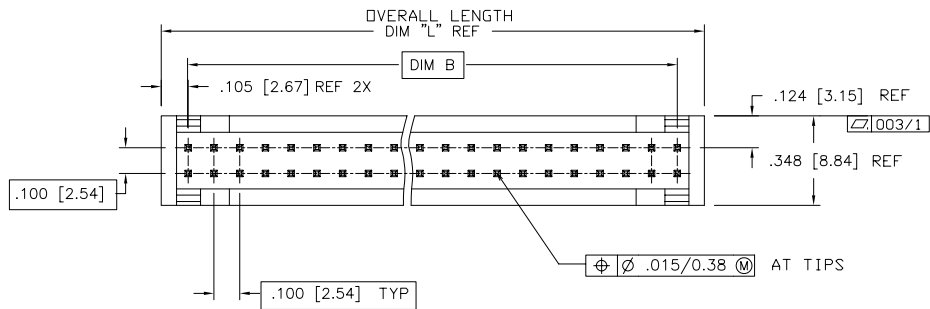
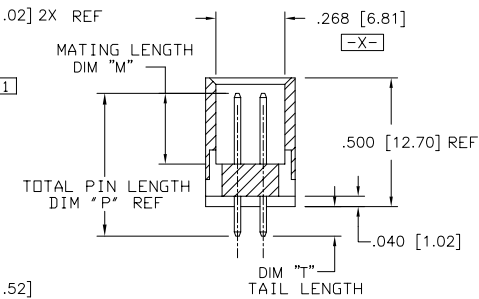
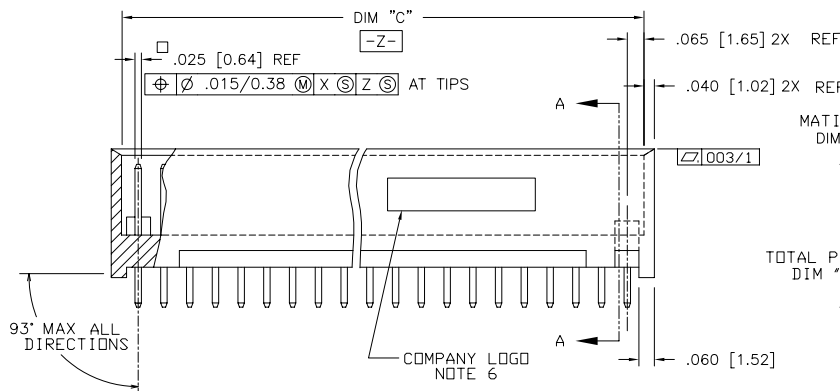


PRODUCT NUMBER  
SEE TABLE

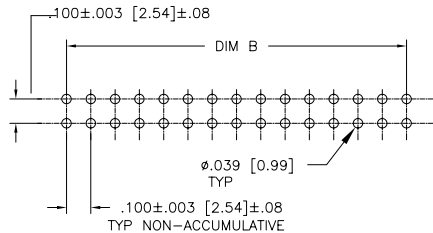
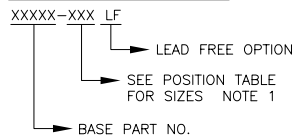


mat'l. code		surface		tolerance		projection		product family	
		ISO 1302		ISO 406		ISO 1101		HEADERS	
itr		ecn no dr		date		tolerances unless otherwise specified		title	
E		REDRAWN		RLS		11/21/88		VERTICAL STACKING 2-ROW HEADER	
F		REVISED		MRC		5/23/91		.500/12.70 W/O MOUNTING HOLES	
G		V13306		JWB		12/17/91		scale 2:1	
H		v50569		MDF		8/11/95		dr	
J		v71450		HTB		10/7/97		enrg	
K		m05-0089		ERE		5/20/05		chr	
L		m06-0289		AGS		7/29/06		appd	
sheet		revision		L		L		L	
index		sheet		1		2		3	

PDM: Rev:L STATUS:Released Printed: Oct 13, 2010

POSITION TABLE	
PRODUCT NO	SIZE
XXXXX-001	2X5
-002	2X6
-003	2X7
-004	2X8
-005	2X9
-006	2X10
-007	2X11
-008	2X12
-009	2X13
-010	2X14
-011	2X15
-012	2X16
-013	2X17
-014	2X18
-015	2X19
-016	2X20
-017	2X21
-018	2X22
-019	2X23
-020	2X24
-021	2X25
-022	2X26
-023	2X27
-024	2X28
-025	2X29
-026	2X30
-027	2X31
-028	2X32
-029	2X33
-030	2X34
-031	2X35
XXXXX-032	2X36

PART NUMBER INFORMATION



RECOMMENDED PC BOARD LAYOUT  
SCALE 2/1

NOTES

- ① SEE POSITION TABLE FOR PRODUCT NO AND SIZE TABULATION. HOUSING DASH NO IS SAME AS HEADER DASH NO.
- ② DIM B =  
(NO OF COLUMNS - 1) TIMES .100 (ENGLISH)  
(NO OF COLUMNS - 1) TIMES 2.54 (METRIC)
- ③ MOLDING MATERIAL: 20% MIN GLASS FILLED NYLON PER UL 94V-0. COLOR: BLACK, OXYGEN INDEX 36.
- ④ TERMINAL MATERIAL: 3/4 HARD PHOS BRONZE ALLOY UNS C51000.
5. PIN RETENTION TO BE 3 LBS./1.4 KGS MINIMUM PER PIN IN EITHER DIRECTION.
- ⑥ COMPANY LOGO TO BE MOLDED IN APPROX LOCATION SHOWN.
- 7.UL/CSA APPROVED.
- ⑧ ADD "LF" SUFFIX AT THE END OF PART NUMBER FOR LEAD FREE OPTION.
9. THE HOUSING WILL WITHSTAND EXPOSURE TO 260°C PEAK TEMPERATURE FOR 15 SECONDS IN A WAVE SOLDER APPLICATION WITH A 1.5mm MINIMUM THICK CIRCUIT BOARD. SEE APPLICATION NOTES/PROCEDURES IF THEY ARE AVAILABLE.
- ⑩ THIS PRODUCT MEETS EUROPEAN UNION DIRECTIVES AND OTHER COUNTRY REGULATION AS DESCRIBED IN GS-22-008.
- ⑪ PLATING OPTIONS:  
MAY BE EITHER GOLD OR GXT PLATED AT MANUFACTURER'S OPTION.

mat'l. code	surface ISO 1302 ✓	tolerance ISO 406 ISO 1101	projection ⊕	product family HEADERS
ltr	ecn	no	dr	date
L				
tolerances unless otherwise specified		linear	INCH/MM	title
angles	0°±2'	.XX±.01/.3	scale 2:1	VERTICAL STACKING 2-ROW HEADER
		.XXX±.005/.13		.500/12.70 W/O MOUNTING HOLES
		.XXXX±.0020/.051		dwg no sheet 2 of 4 size
dr	M. FETROW	8/11/95	FCJ	69916 A3
enrg	L. FYE	8/11/95		type Product Customer Drawing
chr	T. BREWBAKER	8/11/95		
appd	L. FYE	8/11/95		
sheet index	revision sheet			

PRODUCT NO NOTE 8	TERMINAL PLATING NOTE 11
69916-XXX	30u"/0.76u MIN Au OVER 50u"/1.27u Ni.
69916-033	30u"/0.76u MIN Au OVER 50u"/1.27u Ni.
69916-034	30u"/0.76u MIN Au OVER 50u"/1.27u Ni.
86363-XXX	15u"/0.38u Pd Ni WITH GOLD FLASH
88809-021	30u"/0.76u MIN Au OVER 50u"/1.27u Ni.

mat'l. code	surface ISO 1302 <input checked="" type="checkbox"/>	tolerance ISO 406 ISO 1101	projection 	product family HEADERS
ltr	ecn no	dr	date	title
L				VERTICAL STACKING 2-ROW HEADER .500/12.70 W/O MOUNTING HOLES
	angles	linear	.XX±.01/.3 .XXX±.005/.13 .XXXX±.0020/.051	INCH/MM
	0'±2'	dr	M. FETROW 8/11/95	scale 2:1
		enrg	L. FYE 8/11/95	
		chr	T. BREWBAKER 8/11/95	dwg no 69916 sheet 3 of 4 size A3
		appd	L. FYE 8/11/95	type Product Customer Drawing
sheet index	revision sheet			

PDM: Rev:L STATUS Released Printed: Oct 13, 2010

PRODUCT NO NOTE 8	SIZE	DIM "B"	DIM "C"	DIM "L"	TAIL LENGTH DIM "T"	MATING LENGTH DIM "M"	TOTAL PIN LENGTH DIM "P"
69916-XXX	NOTE 1	NOTE 2	DIM "B" +.130/3.30	DIM "B" +.210/5.33	.103/2.62 MIN .130/3.30 MAX	.275±.010 6.99±0.25	.555/14.10
69916-033	2 x 8	.700/17.78	.83/21.1	.91/23.1	.148±.008 3.76±0.20	.275±.010 6.99±0.25	.585/14.86
69916-034	2 x 15	1.400/35.56	1.53/38.9	1.61/41.0	.148±.008 3.76±0.20	.275±.010 6.99±0.25	.585/14.86
86363-XXX	NOTE 1	NOTE 2	DIM "B" +.130/3.30	DIM "B" +.210/5.33	.103/2.62 MIN .130/3.30 MAX	.275±.010 6.99±0.25	.555/14.10
88809-021	2 x 25	2.400/60.96	2.53/64.3	2.61/66.3	.130±.015 3.30±0.38	.290±.010 7.37±0.25	.585/14.86

mat'l. code	surface ISO 1302 ✓	tolerance ISO 406 ISO 1101	projection 	product family HEADERS
ltr	ecn no	dr	date	title
L				VERTICAL STACKING 2-ROW HEADER
				.500/12.70 W/O MOUNTING HOLES
				dwg no sheet 4 of 4 size
				69916 A3
				type Product Customer Drawing
sheet index	revision sheet			

PDM: Rev:L STATUS Released Printed: Oct 13, 2010