



IB IL TEMP 4/8 RTD-PAC

Order No.: 2863915




<http://eshop.phoenixcontact.de/phoenix/treeViewClick.do?UID=2863915>

Inline analog input terminal, complete with accessories (connector and labeling field), 8 channels, RTD (resistance temperature detector), 2, 3-wire connection method

Commercial data	
GTIN (EAN)	
sales group	K412
Pack	1 pcs.
Customs tariff	85389091
Catalog page information	Page 197 (AX-2011)

Product notes

WEEE/RoHS-compliant since: 01/14/2008



<http://www.download.phoenixcontact.com>
 Please note that the data given here has been taken from the online catalog. For comprehensive information and data, please refer to the user documentation. The General Terms and Conditions of Use apply to Internet downloads.

Product description

This terminal block provides you with an inexpensive 8-channel input module for resistive temperature sensors.

The module supports platinum and nickel sensors in acc. with DIN and SAMA directives. With the platinum sensors, not only Pt 100, Pt 500 and Pt 1000 are supported, but also the Pt 10000 (e.g. from building automation) and numerous other measuring sensors. The sensors are connected using the 2 or 3-wire system.

The measured temperature is displayed via 16-bit values per channel (2 x 4 channels in process data multiplex) or via 16 bits per channel with PCP communication.

Software library CD "CD AS SW LIB" contains function blocks and sample programs for analog value processing.

The Inline terminal can be identified using hinged labeling fields. The fields have insert cards that can be labeled individually to suit the application. Zack marker strip ZBF 6... or Zack marker sheet ZBFM 6... can also be used for labeling the terminal points.

Technical data

General data

Width	48.8 mm
Height	136.8 mm
Depth	71.5 mm
Weight	190 g
Mounting type	DIN rail
Operating mode	Process data mode with 5 words/1 word PCP
Ambient temperature (operation)	-25 °C ... 55 °C
Ambient temperature (storage/transport)	-25 °C ... 85 °C
Permissible humidity (operation)	10 % ... 95 % (according to DIN EN 61131-2)
Permissible humidity (storage/transport)	10 % ... 95 % (according to DIN EN 61131-2)
Air pressure (operation)	70 kPa ... 106 kPa (up to 3000 m above sea level)
Air pressure (storage/transport)	70 kPa ... 106 kPa (up to 3000 m above sea level)
Degree of protection	IP20
Protection class	III, IEC 61140, EN 61140, VDE 0140-1
Test section	500 V AC 50 Hz 1 min
	7.5 V supply (bus logics) / functional earth ground 500 V AC 50 Hz 1 min
	500 V AC 50 Hz 1 min

Interface

Name	Inline local bus
Connection method	Inline data jumper
Transmission speed	500 kbps
	500 kBit/s
Transmission physics	Copper

Inline potential routing

Communications power U_L	7.5 V DC (via voltage jumper)
Current consumption from U_L	Typ. 75 mA
I/O supply voltage U_{ANA}	24 V DC

Current consumption from U_{ANA}	Typ. 28 mA
Power consumption	Typ. 1.24 W

Analog inputs

Number of inputs	8
Input name	Analog RTD inputs
Description of the input	Input for resistive temperature sensors
Connection method	Spring-cage connection
	2, 3-conductor
Sensor types (RTD) that can be used	Pt, Ni, KTY, Cu, linear resistors
Linear resistance measuring range	0 Ω ... 400 Ω 0 Ω ... 20 k Ω
Measuring principle	Successive approximation
Measured value representation	16 bits (15 bits + sign bit)
A/D conversion time	max. 10 μ s
Process data update	6 ms (Up to 230 ms possible depending on operating mode)
Precision	Typ. 0.06 %

Certificates / Approvals



Certification

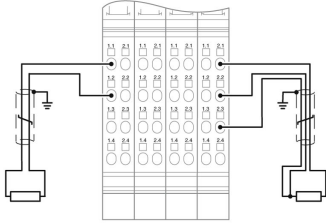
ABS, BV, CUL Listed, DNV, GL, LR, UL Listed

Accessories

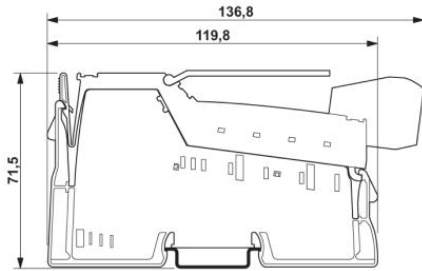
Item	Designation	Description
Marking		
0809492	ESL 62X10	Insert strip for laser printer, lettering field: 62 x 10 mm
2727501	IB IL FIELD 2	Labeling field, width: 12.2 mm
Plug/Adapter		
2740245	IB IL SCN 6-SHIELD-TWIN	Inline shield connector
2726353	IB IL SCN-6 SHIELD	Inline shield connector

Diagrams/Drawings

Connection diagram



Dimensioned drawing



Address

PHOENIX CONTACT Inc., USA
586 Fulling Mill Road
Middletown, PA 17057, USA
Phone (800) 888-7388
Fax (717) 944-1625
<http://www.phoenixcon.com>



© 2011 Phoenix Contact
Technical modifications reserved;