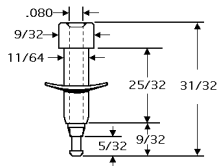
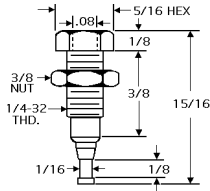


Insulated Tip Jacks

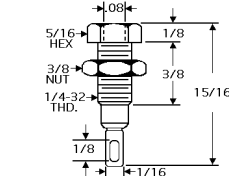
Tip Jacks



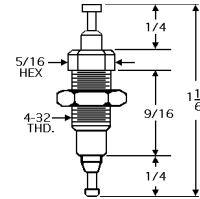
A



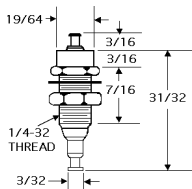
B



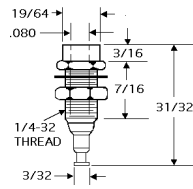
C



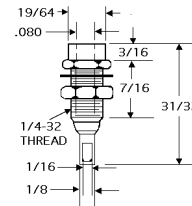
D



E



F



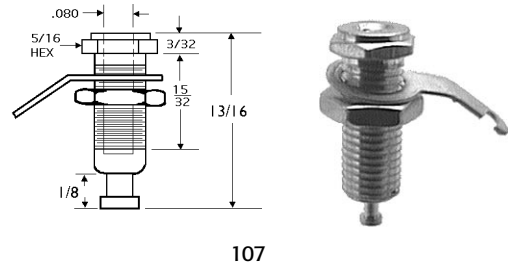
G

- Mounts in panel hole as indicated, with hardware supplied for fully insulated mounting.
- Wire lead solders to contact lug or wraps and solders to turret.
- Rated at 10 Amps AC for 10°C temperature rise, continuous duty. Voltage, capacitance ratings per table.
- Available in red (-102) or black (-103) as standard colors. Call for other colors.

PART NO.	ILLUS.	TYPE	MOUNTING HOLE	RATINGS	
				VOLTAGE	CAPACITY
1598	A	All insulated, Quick Mounting	3/16	1 KV	4.0 pf
1505	B	All insulated, Turret Terminal	1/4	2 KV	3.0 pf
1506	C	All insulated, Eyelet Terminal			
1507	D	All insulated, Feed-Thru Brass Turret			
1503	E	Insulated Body, Metal Shell, Feed-Thru			
3501	F	Insulated Body, Metal Shell, Turret Terminal MIL Version Per MIL-C-39024/10			10.0 pf
3502		Insulated Body, Metal Shell, Eyelet Terminal MIL Version Per MIL-C-39024/10			

Uninsulated Tip Jacks

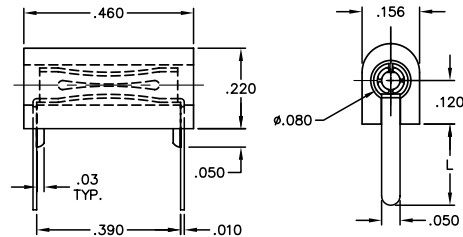

- Brass body with nickel plating.
- Phosphorus bronze contact.
- Mounts in a .250" hole in panels up to 0.375" thick, with nut supplied.
- Wire lead solders to lug on jack.
- Rated at 15 Amps AC for 10°C temperature rise, continuous duty.



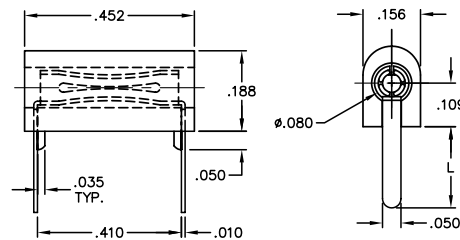
107

Printed Circuit Test Jacks

- Description: Double entry design, probe inserts at either end of jack. Accepts probes no larger than .084", contacts down to .074". Closed bottom construction keeps jack from fouling with solder or flux. Locking ears hold jack firmly to board until soldered. Precise dimensions allow automated assembly to boards.
- Body is molded nylon per MIL-P-20693.
- Beryllium copper spring.
- Mounts into .052" holes.
- Data: Insertion force: 30 oz. max.
Withdraw force: 8 oz. min with .080" probe.
- Ratings: Operating voltage is 1500 volts, 60 CPS RMS sea level. 350 volts, 60CPS RMS at 50,000 feet. 5 Amp AC max. current rating.
- Contact resistance: 20 Millivolt drop maximum at specified current at 25°C.
- Color: add color number as suffix to part number:
-101 White -102 Red
-103 Black -104 Green
-105 Blue -107 Yellow
- This part is similar to MIL-C-39024/11A. Other contact finishes are available as special order in quantity from the factory.



A



B

PART NO.	ILLUS.	LENGTH	FINISH	BOARD THKNS.
325	A	0.130	Gold	1/16
321		0.219	Gold	1/8
430	B	0.203	Gold	3/19

Tip Jacks & Test Jacks