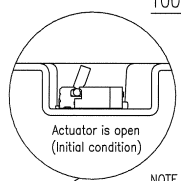
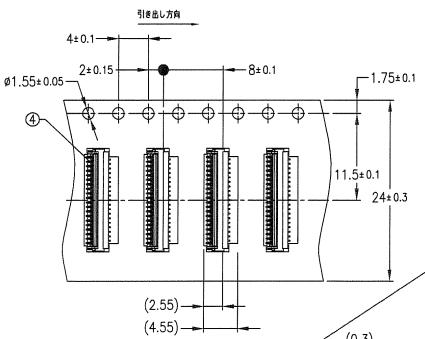
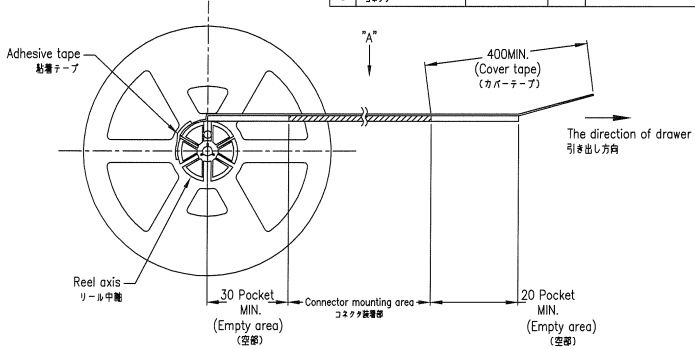
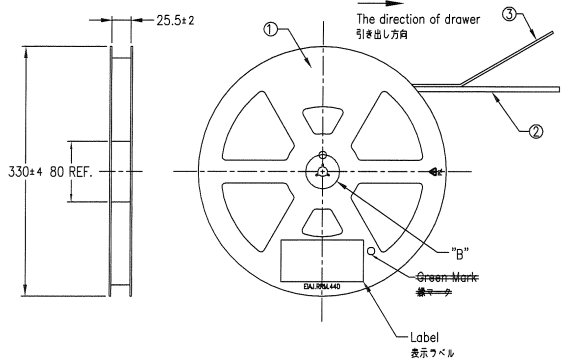


PRODUCT NO.
10064555-**-2**0*LF

No.	Part name 部品名	Material 材質	QTY.	Note 備考
①	The reel for packaging 巻取りリール	Polyethylene ポリエチレン	1	Color: White, Electrification prevention processing 色:白、帯電防止処理品
②	Emboss tape エンボステープ	PP or PET	1	Electrification prevention processing 帯電防止処理品
③	Cover tape カバーテープ	Polyester ポリエステル	1	
④	Connector コネクタ	See sheet 2,3	3000	



<P/N composition> <P/N 構成>

10064555-39 2 1 1 0 E L F

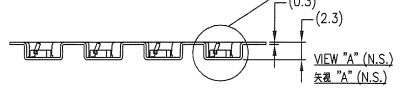
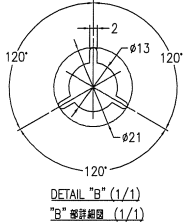
- Lead Free
- Mold material 1E: Non-Halogen free
2H: Halogen free
- Embossing tape package O: 8mm PITCH
- TYPES OF PRODUCT 1: SMT / WITH CABLE LOCK
2: SMT / WITHOUT CABLE LOCK
- Contact Side 2: UPPER SIDE
- No of position
- Series name

NOTE

- This article carries out the emboss tape package of the P/N10064555 series connector.
- The shape and dimension of this article are based on JIS C 0806.
(Taping of electronic parts (Surface mounted device))

注意

- 本品は P/N10064555シリーズをエンボステープ梱包したものである。
- 本品の形状及び寸法規定は JIS C 0806 (電子部品のテーピング (表面実装部品)) に準拠する。



mat'l. code	description	ecn	no	dr	date	surface	tolerance	projection	product family	CODE
---	---	---	---	---	---	ISO 1302	ISO 406 ISO 1101	MM	589F FLEX 0.3	JP
A	RELEASED	j06-0368	Y.K	09/06/06	angles	0.X	±0.2	MM	ASSEMBLY	
B	REVISED	j07-0472	Y.K	2007-9-21	linear	0.XX	±0.2	MM	0.3mm PITCH CONNECTOR FOR FPC	
C	ADD NEW P/N	j08-0064	Y.K	2008-2-12	0°±2'	0.XXX	±0.2	scale 1:5	YLL-U Series	
D	ADD NEW P/N	j08-0419	Y.K	2008-10-29	dr	Y.KAMEDA	2011-03-16		10064555	A3
E	ADD H/F P/N	j11-0067	Y.K	2011-03-16	chr	Y.KAMEDA	2011-03-16		Product Customer Drawing	
					appd					
sheet index	revision sheet	E	E	E						Rev. E

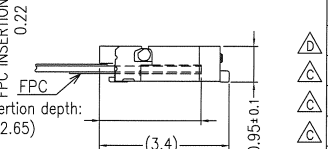
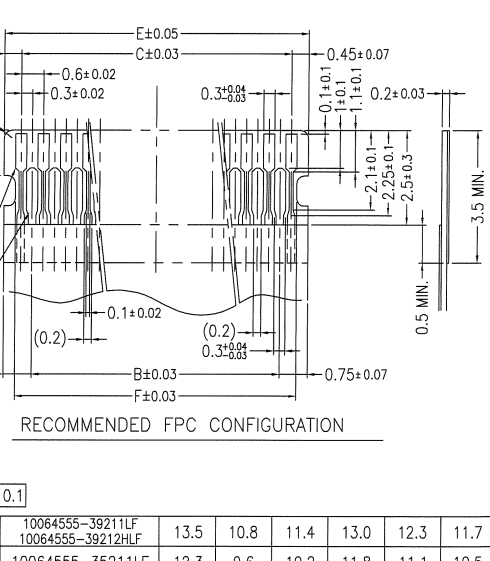
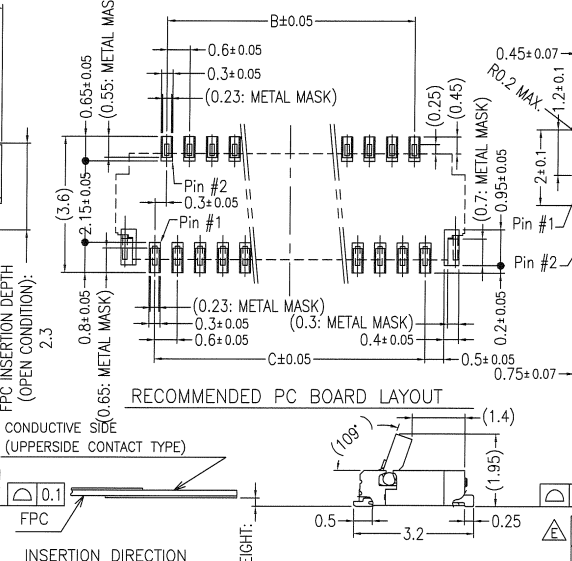
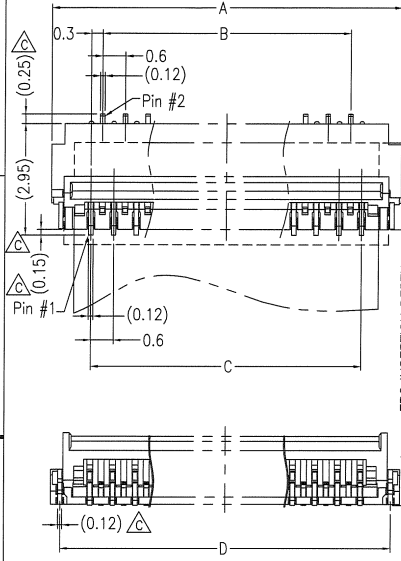
PDM: Rev:E STATUS:Released Printed: Mar 17, 2011

Copyright FCI, FCconnect.com



Copyright FCI.

PRODUCT NO.
10064555-**21**LF



NOTE
1. MATERIAL
1) HOUSING: THERMOPLASTIC RESIN, UL94V-0, BLACK
2) ACTUATOR: THERMOPLASTIC RESIN, UL94V-0, BEIGE
3) CONTACT: COPPER ALLOY
4) FIXING TAB: COPPER ALLOY
2. FINISH
1) CONTACT: ALL OVER Ni (CONTACT AREA) Au FLASH. (SOLDER TAIL AREA) Au FLASH.
2) FIXING TAB: ALL OVER Ni, Sn PLATING 1.5~3.5µm
3. CO-PLANARITY: 0.1 MAX.
4. THICKNESS OF A METAL MASK: 0.1mm
5. FPC
1) ADHESIVE METHOD OF SUPPORTING TAPE SHALL BE HEAT CRIMPING METHOD AND THERMOSETTING ADHESIVE MATERIAL SHALL BE USED.
6. PRODUCT
1) * MARK ITEM IS REFERENCE.
2) RECOMMENDED PCB LAYOUT and FPC ARE THE SAME AS 10061122-**1110ELF(YLL-DOWN CONTACT TYPE).
7. OTHER
THIS PRODUCT MEETS EUROPEAN UNION DIRECTIVES AND OTHER COUNTRY REGULATIONS AS DESCRIBED IN GS-22-008

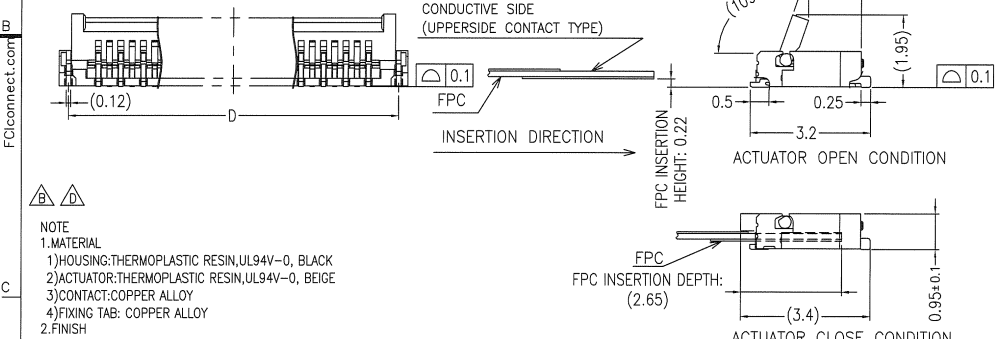
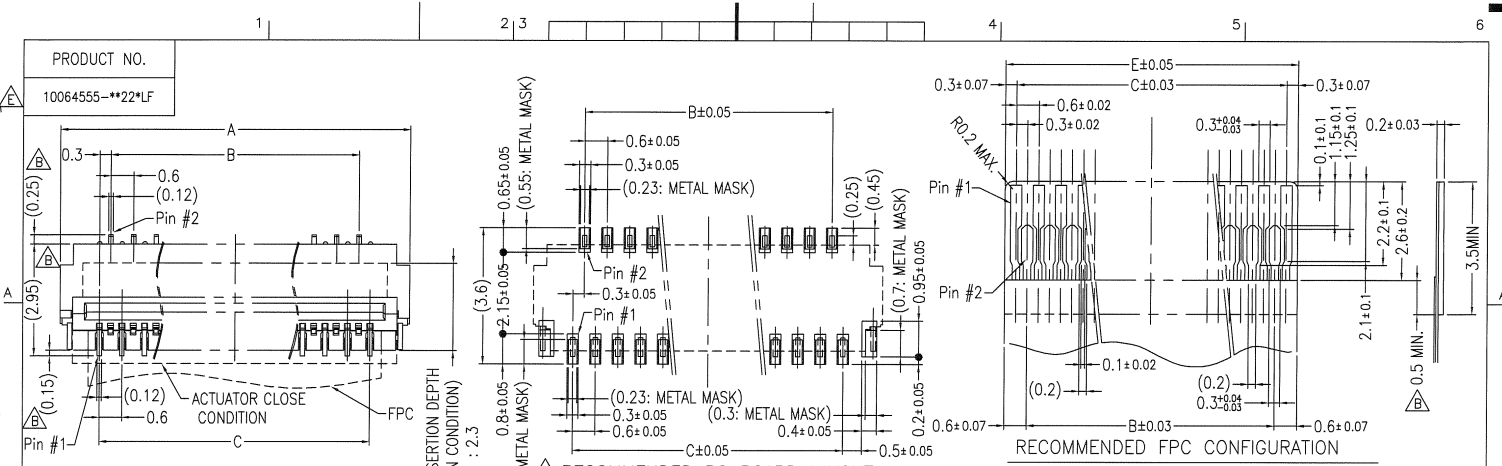
10064555-39211LF	13.5	10.8	11.4	13.0	12.3	11.7
10064555-39212HLF	12.3	9.6	10.2	11.8	11.1	10.5
10064555-35211LF	12.3	9.6	10.2	11.8	11.1	10.5
10064555-33211LF	11.7	9	9.6	11.2	10.5	9.9
10064555-31211LF	11.1	8.4	9	10.6	9.9	9.3
10064555-25211LF	9.3	6.6	7.2	8.8	8.1	7.5
10064555-21211LF	8.1	5.4	6.0	7.6	6.9	6.3
10064555-15211LF	6.3	3.6	4.2	5.8	5.1	4.5

mat'l. code	description	ec n no	dr	date	surface	tolerance	projection
---	---	---	---	---	ISO 1302	ISO 406 ISO 1101	MM
A	RELEASED	j06-0368	Y.K	09/06/08	angles	0.X ±0.2	MM
B	REVISED	j07-0472	Y.K	2007-9-21	linear	0.XX ±0.2	MM
C	ADD NEW P/N	j08-0064	Y.K	2008-2-12	0'±2'	0.XXX ±0.2	scale 10:1
D	ADD NEW P/N	j08-0419	Y.K	2008-10-29	dr	Y.KAMEDA 2011-03-18	FCI
E	ADD NEW P/N	j11-0067	Y.K	2011-03-18	chr	Y.KAMEDA 2011-03-18	FCI
					appd	2011-3-16	FCI

sheet index	revision sheet
-------------	----------------

P/N	A	B	C	D	E	F
product family	589F FLEX 0.3					
CODE	JP					
title	ASSEMBLY					
dwg no	10064555					
sheet 2 of 3	size A3					
type	Product Customer Drawing					
Rev.	E					

PRODUCT NO.
10064555-**22*LF



10064555-41221LF	14.1	11.4	12.0	13.6	12.6
10064555-39221LF	13.5	10.8	11.4	13.0	12.0
10064555-37221LF	12.9	10.2	10.8	12.4	11.4
10064555-33221LF	11.7	9	9.6	11.2	10.2
10064555-31221LF	11.1	8.4	9	10.6	9.6
10064555-27221LF	9.9	7.2	7.8	9.4	8.4
10064555-25221LF	9.3	6.6	7.2	8.8	7.8
10064555-23221LF	8.7	6	6.6	8.2	7.2
10064555-21221LF	8.1	5.4	6.0	7.6	6.6
10064555-15222HLF	8.1	5.4	6.0	7.6	6.6

NOTE
 1. MATERIAL
 1) HOUSING: THERMOPLASTIC RESIN, UL94V-0, BLACK
 2) ACTUATOR: THERMOPLASTIC RESIN, UL94V-0, BEIGE
 3) CONTACT: COPPER ALLOY
 4) FIXING TAB: COPPER ALLOY
 2. FINISH
 1) CONTACT: ALL OVER Ni, (CONTACT AREA) Au FLASH, (SOLDER TAIL AREA) Au FLASH.
 2) FIXING TAB: ALL OVER Ni, Sn PLATING 1.5~3.5μm
 3) CO-PLANARITY: 0.1 MAX.
 4) THICKNESS OF A METAL MASK: 0.1mm
 5) FPC
 1) ADHESIVE METHOD OF SUPPORTING TAPE SHALL BE HEAT CRIMPING METHOD AND THERMOSETTING ADHESIVE MATERIAL SHALL BE USED.
 6. PRODUCT
 1) RECOMMENDED PCB LAYOUT and FPC ARE THE SAME AS 10061122-**1110ELF(YLL-DOWN CONTACT TYPE).
 7. OTHER
 THIS PRODUCT MEETS EUROPEAN UNION DIRECTIVES AND OTHER COUNTRY REGULATIONS AS DESCRIBED IN GS-22-008

mat'l. code	---	surface	ISO 1302	tolerance	ISO 406 ISO 1101	projection	MM	product family	589F FLEX 0.3	CODE	JP
ltr	description	ecn no	dr	date	tolerances unless otherwise specified	angles	linear	title	ASSEMBLY	sheet 3 of 3 size	
A	RELEASED	J07-0472	Y.K	2007-9-21	0.X			0.3mm PITCH CONNECTOR FOR FPC	YLL-U Series	A3	
B	REVISED	J08-0064	Y.K	2008-2-12	0.XX					Rev.	
C	ONLY REV. UP		Y.K		0.XXX					E	
D	REVISED	J08-0419	Y.K	2008-10-29						sheet	
E	ADD NEW P/N	J11-0067	Y.K	2011-03-16						index	

scale	10:1	dwg no	10064555	type	Product Customer Drawing
-------	------	--------	----------	------	--------------------------

PDM: Rev:E STATUS: Released Printed: Mar 17, 2011

FCI
FCIconnect.com

Copyright FCI.

form: A3 1 2 3 4 5 6