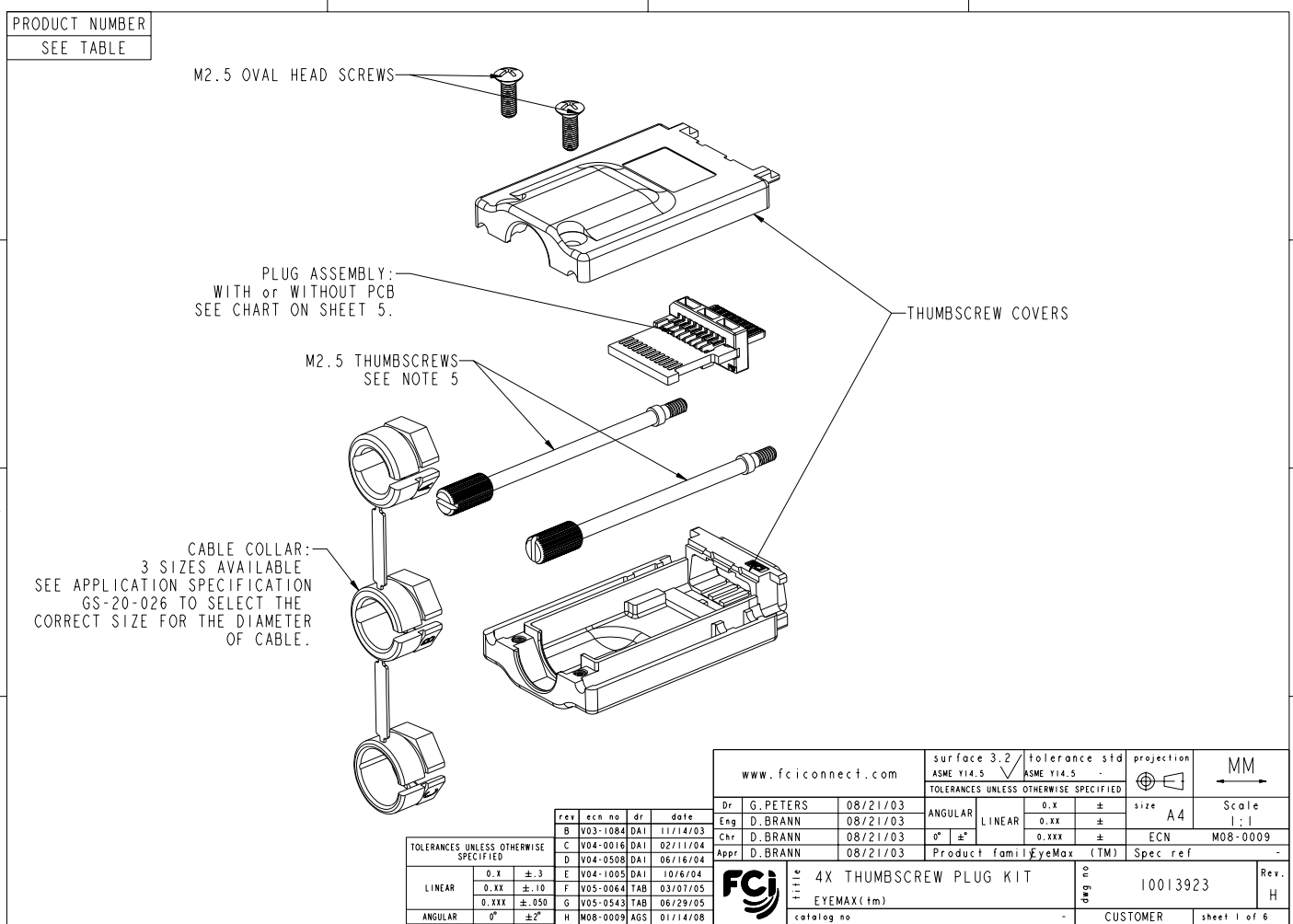




Copyright FCI.

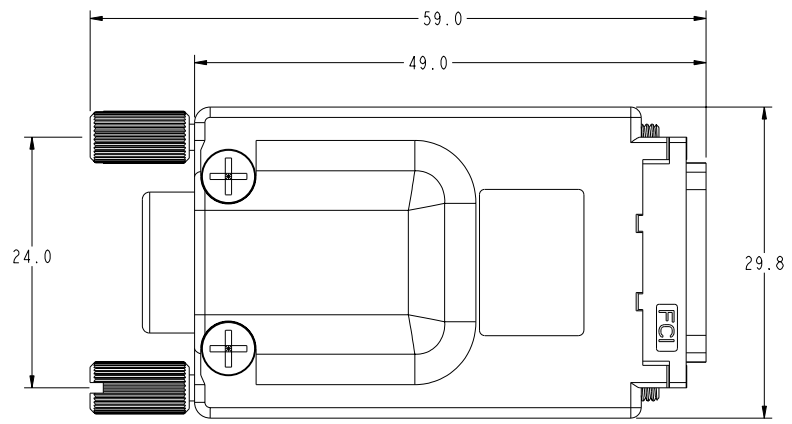
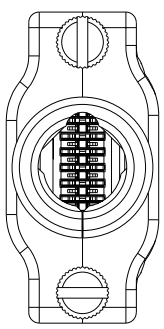


REV F - 2006-04-11

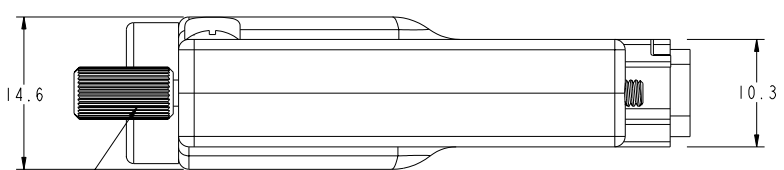
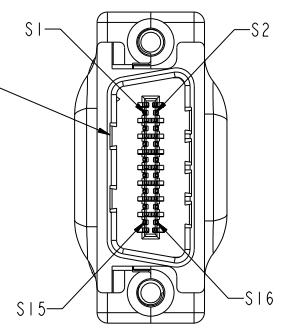


Copyright FCI.

PRODUCT NUMBER
SEE TABLE



AVAILABLE WITH OR WITHOUT KEY SLOTS
SEE TABLE SHEET 5



SEE NOTE 5

	title	4X THUMBSCREW PLUG KIT	deg no	10013923	Rev.	H
		EYEMAX (tm)				
	catalog no	-	CUSTOMER	sheet 2 of 6		

REV F - 2006-04-17

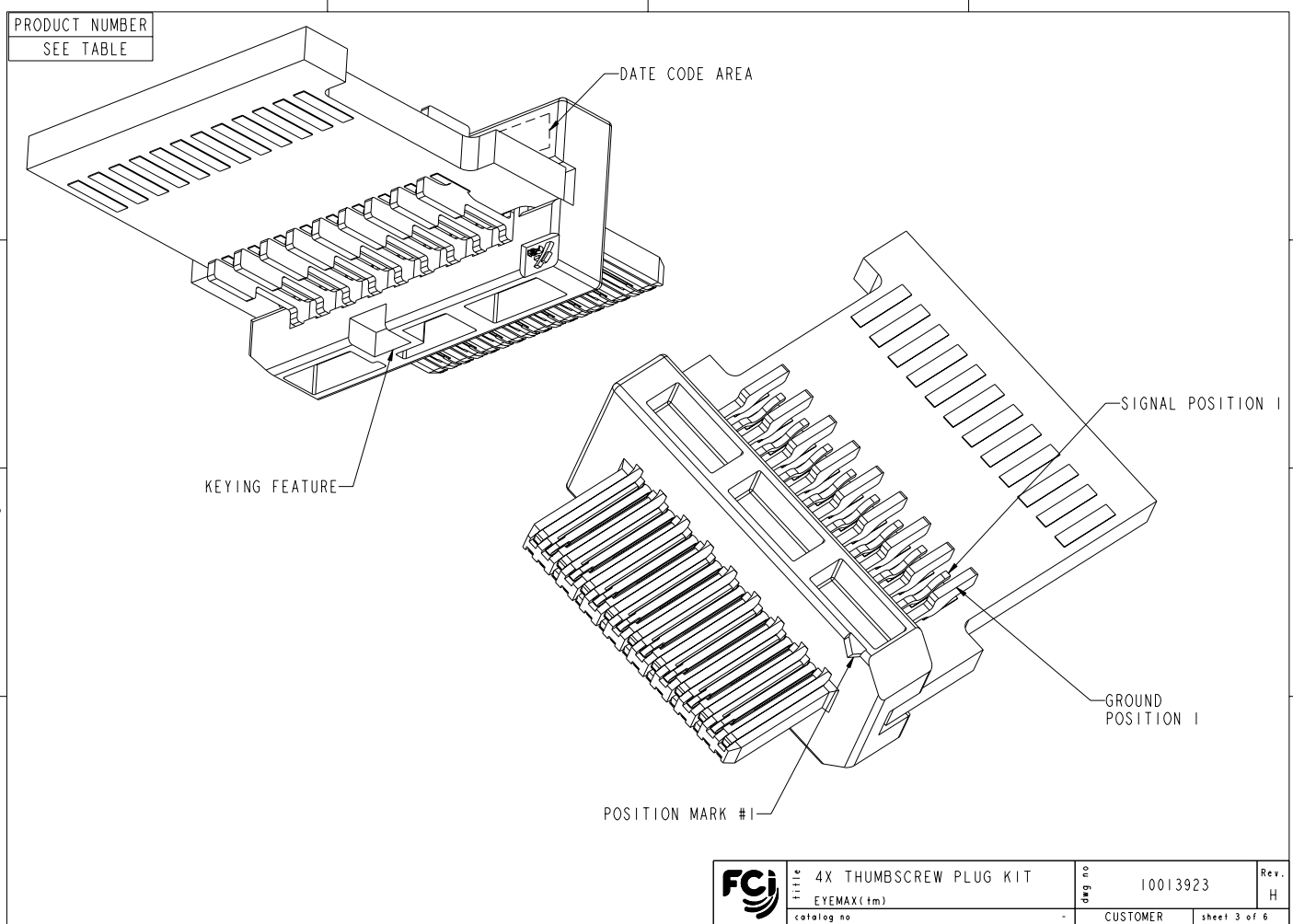
PDM: Rev:H

STATUS Released

Printed: Jul 22, 2010



Copyright FCI.



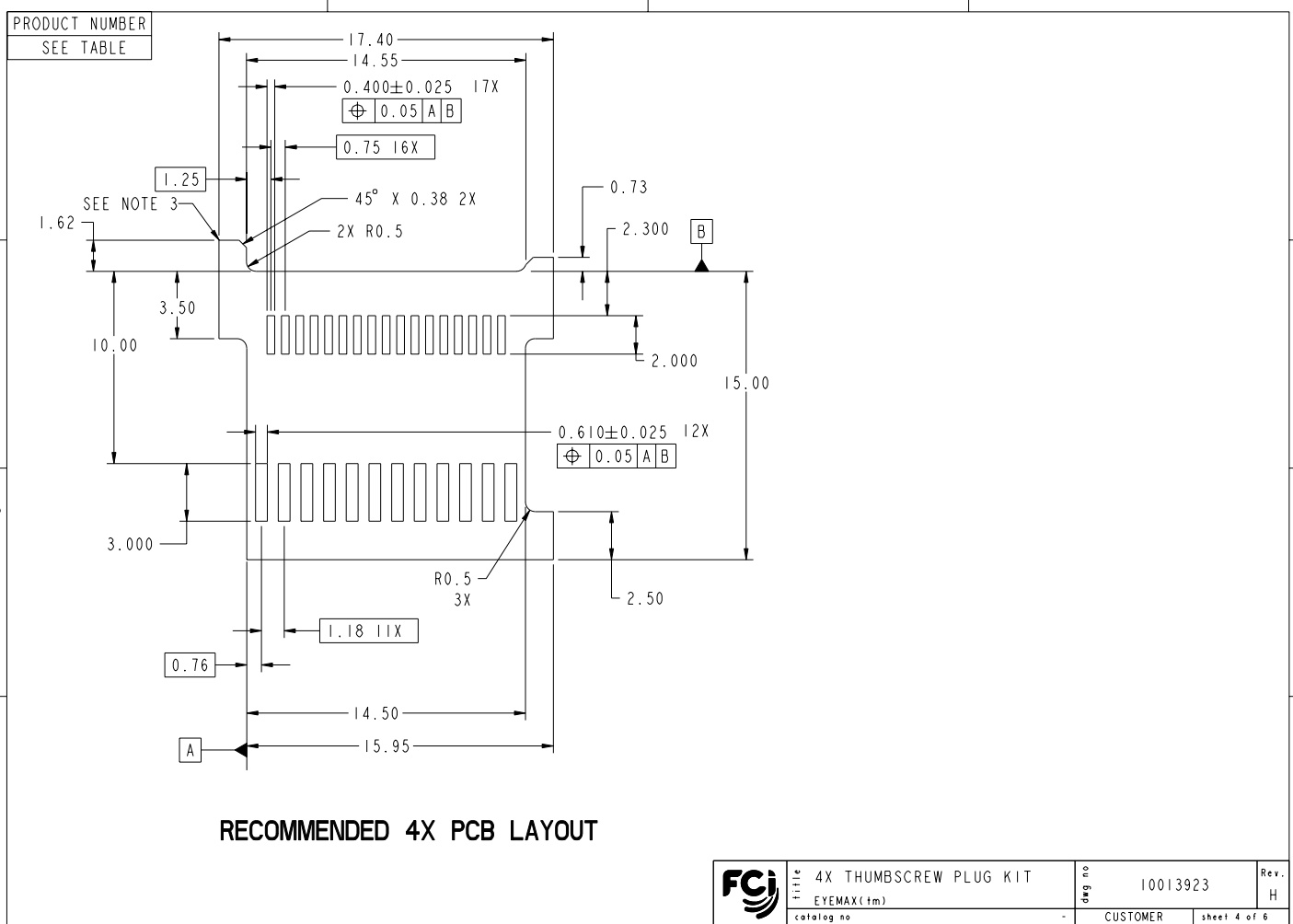
REV F - 2006-04-17

	file	4X THUMBSCREW PLUG KIT	deg no	10013923	Rev.	H
		EYEMAX (tm)				
	catalog no	-	CUSTOMER	sheet 3 of 6		

PDM: Rev:H STATUS Released Printed: Jul 22, 2010



Copyright FCI.



REV F - 2006-04-17

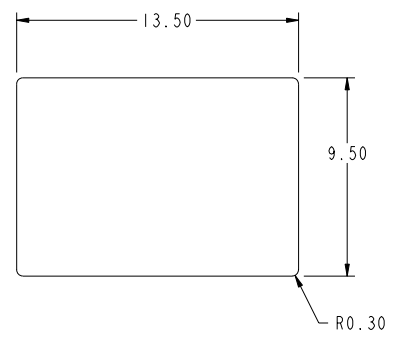
	file	4X THUMBSCREW PLUG KIT	deg no	10013923	Rev.	H
	catalog no	EYEMAX (tm)	CUSTOMER	sheet 4 of 6		



Copyright FCI.

PRODUCT NUMBER	WITH KEY SLOTS	DESCRIPTION
10013923-001	YES	PLUG KIT WITH UNEQUALIZED P1 PCB
10013923-002	YES	PLUG KIT WITHOUT PCB
10013923-003	YES	PLUG KIT WITH EQUALIZED P1 PCB WITHOUT COMPONENTS
10013923-004	YES	PLUG KIT WITH EQUALIZED P1 PCB WITH COMPONENTS
10013923-011	NO	PLUG KIT WITH UNEQUALIZED P1 PCB
10013923-012	NO	PLUG KIT WITHOUT PCB
10013923-013	NO	PLUG KIT WITH EQUALIZED P1 PCB WITHOUT COMPONENTS
10013923-014	NO	PLUG KIT WITH EQUALIZED P1 PCB WITH COMPONENTS
10013923-101	YES	PLUG KIT WITH UNEQUALIZED P2 PCB
10013923-103	YES	PLUG KIT WITH EQUALIZED P2 PCB WITHOUT COMPONENTS
10013923-104	YES	PLUG KIT WITH EQUALIZED P2 PCB WITH COMPONENTS
10013923-111	NO	PLUG KIT WITH UNEQUALIZED P2 PCB
10013923-113	NO	PLUG KIT WITH EQUALIZED P2 PCB WITHOUT COMPONENTS
10013923-114	NO	PLUG KIT WITH EQUALIZED P2 PCB WITH COMPONENTS

* ADD LF TO PRODUCT NUMBERS FOR LEAD FREE SOLDER TAILS
 EXAMPLE: 10013923-001LF



RECOMMENDED CUSTOMER LABEL SIZE

	title 4X THUMBSCREW PLUG KIT EYEMAX (tm)	part no 10013923	Rev. H
	catalog no -	CUSTOMER	sheet 5 of 6

REV F - 2006-04-17

PCB NOTES:

1. PADS ON BOTH SIDES OF PCB.
2. DIMENSIONS APPLY TO BOTH SIDES OF PCB LOCATED FROM DATUMS A & B.
3. EXTENSIONS SHOULD NOT BE USED TO LOCATE SOLDER TAILS TO SOLDER PADS ONLY AS AID IN ASSEMBLY BY LIMITING TOP TO BOTTOM MOVEMENT OF PCB.
4. PCB THICKNESS: 1.57mm (.062").

LEAD FREE NOTES:

1. IF LEAD FREE PART NUMBER, THE HOUSING WILL WITHSTAND EXPOSURE TO 260°C PEAK TEMPERATURE FOR 10 SECONDS IN A WAVE SOLDER APPLICATION WITH A 1.60mm THICK CIRCUIT BOARD.
2. PACKAGING OF LEAD FREE PRODUCTS MEETS LABELING AND PACKAGING SPECIFICATION GS-14-920.
3. LEAD FREE PRODUCTS MEET EUROPEAN UNION DIRECTIVES AND OTHER COUNTRY REGULATIONS AS DESCRIBED IN GS-22-008.

NOTES:

1. PACKAGING SPECIFICATION: GS-14-794
2. APPLICATION SPECIFICATION: GS-20-026 FOR PADDLE CARD AND CABLE TERMINATION DETAILS. FOR EASE OF WIRE MANAGEMENT, A P1 ASSEMBLY IS RECOMMENDED ON ONE END OF THE CABLE AND A P2 ASSEMBLY ON THE OTHER END.
3. PRODUCT SPECIFICATION: GS-12-209
4. MATERIAL:
CONTACTS: COPPER ALLOY WITH Au OVER Ni PLATING IN THE CONTACT AREA AND
SOLDER TAIL PLATING: TIN-LEAD UNLESS THE PART NUMBER ENDS IN LF. FOR A PART THAT ENDS IN LF (LEAD FREE), 2um MIN MATTE TIN OVER 1.27um MIN Ni UNDERPLATING.
HOUSING: HIGH TEMPERATURE THERMOPLASTIC, UL 94V-0 RATED, SUITABLE FOR REFLOW SOLDERING.
SHELLS: ZINC WITH NICKEL PLATING AND COPPER UNDERPLATING.
CABLE COLLAR: THERMOPLASTIC
THUMB SCREWS, OVAL HD. SCREWS: STAINLESS STEEL
5. RECOMMENDED MAXIMUM TORQUE FOR ATTACHING THUMBSCREW TO MATING RECEPTACLE: 0.225 N-m (2.0 lbf-in).
6. MATES WITH RECEPTACLE 10009629.
7. PLUG ASSEMBLIES, COVER ASSEMBLY KITS (10021736) AND CABLE COLLARS (10007239) CAN BE PURCHASED AS SEPERATE ITEMS. PLUG ASSEMBLY DRAWINGS: ARE 58443-NO PCB, 58638-UNEQUALIZED, 10026692-EQUALIZED.



Copyright FCI.

	title	4X THUMBSCREW PLUG KIT	deg no	10013923	Rev.	H
	file	EYEMAX(tm)				
	catalog no	-	CUSTOMER	sheet 6 of 6		

REV F - 2006-04-17

PDM: Rev:H

STATUS Released

Printed: Jul 22, 2010