

Features

Regulated Converters

- Very Compact AC-DC Power Supply
- 6 Watt PCB Mount Package
- Single and Dual Output Versions
- Universal Input Voltage Range
- Class II Power Supply with 3kVAC Isolation
- Low Output Ripple and Noise
- Short Circuit, Overload, Overtemp Protected
- Low Standby Power Consumption
- UL/cUL Certified, CE Marked

Selection Guide

Part Number	Input Range (VAC)	Output Voltage (VDC)	Output Current (mA)	Efficiency (%)	Max Capacitive Load
RAC06-3.3SC*	90-264	3.3	1500	70	2200µF
RAC06-05SC*	90-264	5	1200	75	2200µF
RAC06-09SC*	90-264	9	667	78	1200µF
RAC06-12SC*	90-264	12	500	78	1000µF
RAC06-15SC*	90-264	15	400	79	680µF
RAC06-24SC*	90-264	24	250	80	330µF
RAC06-05DC*	90-264	±5	±600	75	±1000µF
RAC06-12DC*	90-264	±12	±250	78	±470µF
RAC06-15DC*	90-264	±15	±200	79	±330µF

* add suffix /W for wired version

Specifications

(Ta=25°C and after warm up time, measured at 115VAC/60Hz and 230VAC/50Hz)

Input Voltage Range	90-264VAC or 120-370VDC	
Rated Power	6 Watts max.	
Input Frequency Range (for AC Input)	47-440Hz	
Input Current (full load)	115/230VAC	120mA / 78mA typ.
No Load Power Consumption	250mW max.	
Inrush Current (<2ms)	115/230VAC	10A/20A max.
Holdup Time	10ms min.	
Leakage Current	0.85mA max.	
Output Voltage Accuracy (Full load)	±2%	
Line Voltage Regulation (low line, high line at full load)	±0.3% typ.	
Load Voltage Regulation (5% to 100% full load)	±0.5% typ.	
Output Ripple and Noise (20MHz BW)	3.3V Output	120mVp-p max.
(with 100nF across each output)	All Others	100mVp-p max.
Operating Frequency	132kHz typ.	
Minimum Load = 0%	specifications valid for 10% minimum load only	
RMS Isolation Voltage (input to output)	3kVAC / 1minute	
Isolation Resistance	1 GΩ min.	
Isolation Capacitance	1000pF typ.	
Short Circuit Protection	Hiccup, Automatic Restart	
Overload Protection	115% ~ 145%	
Output Overvoltage Protection	Zener Diode Clamp	
Overtemperature Protection	Internal Junction Temperature	135°C typ.
	Temperature Hysteresis	20°C typ
Operating Temperature Range	(free air convection, without derating)	-25°C to +65°C
	free air convection, with derating)	-25°C to +80°C
Storage Temperature Range	-40°C to +85°C	

RAC06

POWERLINE

AC/DC-Converter

with 3 year Warranty

RECOM

6 Watt Single/Dual Output



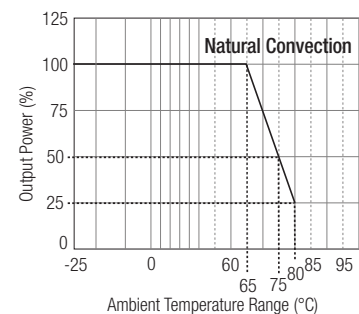
EN-60950-1 Certified
UL-60950-1 Certified
E196683

RAC06-C

Description

Compact, low cost, high efficiency, universal input switching AC/DC power module for PCB or wired mounting with single or dual outputs. CE marked and UL/cUL Certified.

Derating Graph (Ambient Temperature)

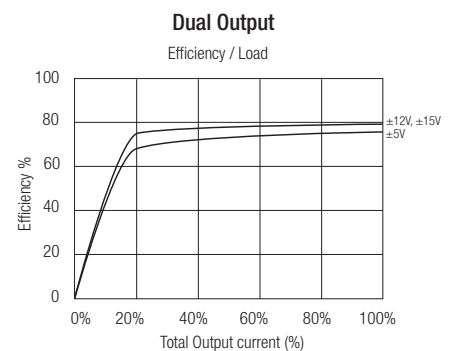
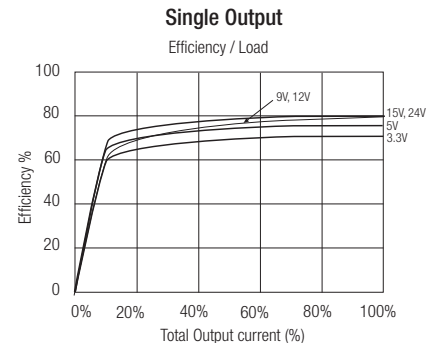


Please Read Application Notes

www.recom-electronic.com

Typical Characteristics

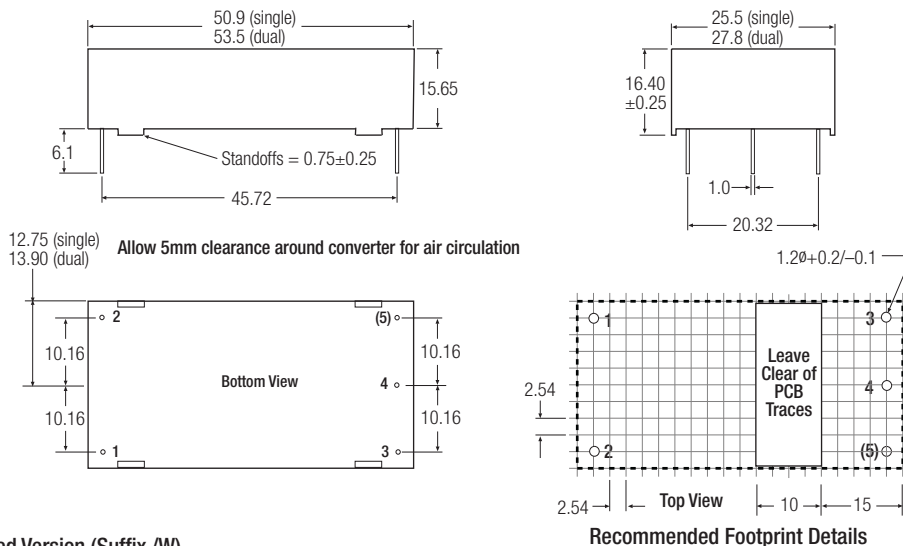
Recommended External Input Fuse	1.5A Slow Blow	
Humidity	95% RH max.	
Case Material	Plastic Case filled with Epoxy (UL94V-0)	
Package Weight	Single/Dual	35g/38g
Packing Quantity	1 pc	
Emmissions	CE	EN 55022: 2006 + A1: 2007 / Class B
	EMC	EN 55024:1998 + A1:2001 + A2:2003
	Harmonics	EN 61000-3-2:2006 / Class A
	Flicker	EN 61000-3-3:1995 + A1:2001 +A2:2005
Immunity	ESD	IEC 61000-4-2 / Criterion B
	RS	IEC 61000-4-3 / Criterion A
	EFT	IEC 61000-4-4 / Criterion B
	Surge	IEC 61000-4-5 / Criterion B
	CS	IEC 61000-4-6 / Criterion A
	PMF	IEC 61000-4-8 / Criterion A
	Voltage Variations	IEC 61000-4-11 / Criteria B + C
	MTBF (+25°C)	using MIL-HDBK-217F
		>200 x 10 ³ hours
Certifications:		
UL General Safety	Report: E224736	UL-60950-1, 2nd Edition
cUL	Report: E224736	C22.2 No. 60950-1-07, 2nd Edition
EN General Safety	Report: 1103CE11	EN-60950-1, 2nd Edition
CE		EN55022 Class B



Package Style and Pinning

PCB Mounting Version (Standard)

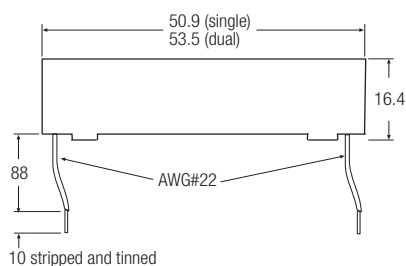
3rd angle projection



Pin Connections

Pin #	Single Out	Dual Out
1	VAC in (N)	VAC in (N)
2	VAC in (L)	VAC in (L)
3	+VDC out	+VDC out
4	-VDC out	Com
5	No Pin	-VDC out
Tolerance	± 0.5 mm	

Wired Version (Suffix /W)



Wire Connections

Wire	AWG#22	Single Out	Dual Out
Blue	1015	VAC in (N)	VAC in (N)
Brown	1015	VAC in (L)	VAC in (L)
Red	1007	+VDC out	+VDC out
Black	1007		Com
Orange	1007	-VDC out	-VDC out

RAC06