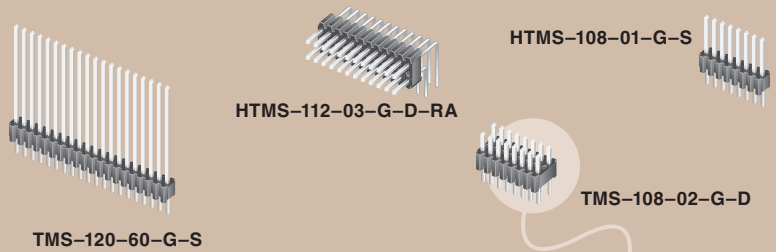




(1,27mm) .050"

TMS, HTMS, SNM SERIES



THROUGH-HOLE MICRO HEADER

SPECIFICATIONS

For complete specifications see www.samtec.com?TMS or www.samtec.com?HTMS

Insulator Material: Black Liquid Crystal Polymer



Terminal Material: Phosphor Bronze

Plating: Au or Sn over 50µ" (1,27µm) Ni

Current Rating: 1A

Operating Temp Range: -55°C to +105°C with Tin;

-55°C to +125°C with Gold

RoHS Compliant: Yes

Important Note:

Style -02 does not mate with SMS Series.

SNM

For complete specifications see www.samtec.com?SNM

Same as HTMS except:

Insulator Material: Black Glass

Filled Polyester

Contact Resistance: 10 mΩ max

Lead Size accepted: (0,46mm) .018" SQ

Insertion Depth: (3,43mm) .135" minimum

Max Processing Temp: Not recommended for IR/VP

Note: Some lengths, styles and options are non-standard, non-returnable.

Processing:

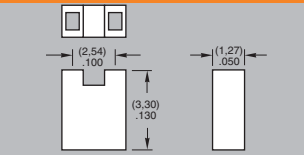
Lead-Free Solderable: Yes



www.samtec.com

Mates with: SMS, SLM, RSM

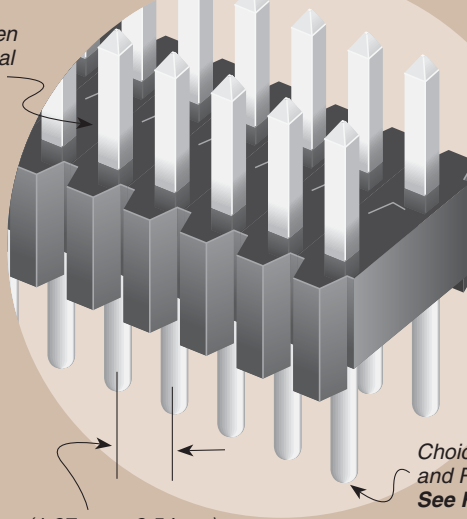
MICRO SHUNT SNM SERIES



Part No.	Plating
SNM-100-BK-T	Tin
SNM-100-BK-G	10µ" (0,25µm) Gold

Note: Other Gold plating options available. Contact Samtec.

Thirteen terminal styles

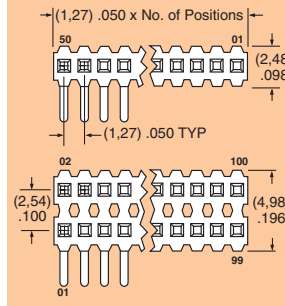


Ideal for board stacking

Choice of Through-hole and Right Angle. See FTR Series for Surface Mount

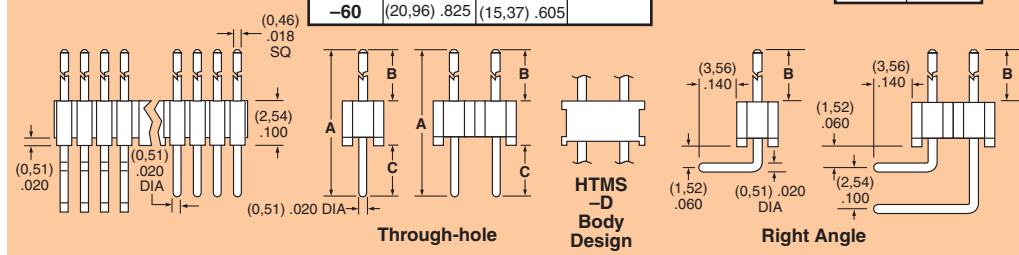
(1,27mm x 2,54mm) .050" x .100" pitch

TYPE STRIP	NO. PINS PER ROW	LEAD STYLE	PLATING OPTION	ROW OPTION	OPTION
TMS = Standard HTMS = High Temp	01 thru 50	Specify LEAD STYLE from chart	-L = 10µ" (0,25µm) Gold on post, Matte Tin on tail -G = 10µ" (0,25µm) Gold on post, Gold flash on tail	-S = Single Row -D = Double Row	-RA = Right Angle -“XXX” = Polarized Position (Specify position of omitted pin)



T/H LEAD STYLE	A	B	C
-01	(11,43) .450	(5,84) .230	(3,05) .120
-02	(8,13) .320	(2,54) .100	
-21	(12,83) .505	(5,84) .230	(4,45) .175
-51	(10,41) .410	(4,83) .190	
-52	(10,80) .425	(5,21) .205	
-53	(12,83) .505	(7,24) .285	
-54	(14,10) .555	(8,51) .335	
-55	(15,49) .610	(9,91) .390	(3,05) .120
-56	(15,88) .625	(10,29) .405	
-57	(16,51) .650	(10,92) .430	
-58	(17,91) .705	(12,32) .485	
-59	(19,18) .755	(13,59) .535	
-60	(20,96) .825	(15,37) .605	

RA LEAD STYLE	B
-01	(5,84) .230
-02	(2,54) .100
-03	(3,18) .125



Due to technical progress, all designs, specifications and components are subject to change without notice.

WWW.SAMTEC.COM