

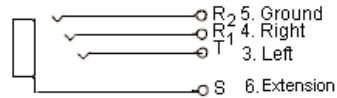

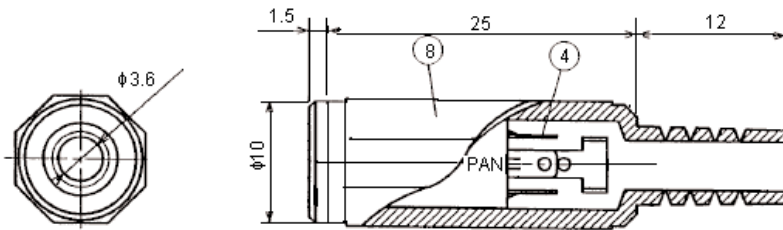
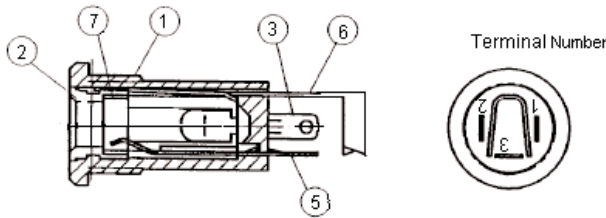


PART NO.

MJ-064

REVISIONS

ECN #	REV	DESCRIPTION	DRAWN	DATE	CHECKD	DATE	APPRVD	DATE
-	A	RELEASED	Veena	17/4/08	Suresh	17/4/08	G. C	01/5/08



Dimensions : Millimetres

This data sheet and its contents (the "Information") belong to the Premier Farnell Group (the "Group") or are licensed to it. No licence is granted for the use of it other than for information purposes in connection with the products to which it relates. No licence of any intellectual property rights is granted. The Information is subject to change without notice and replaces all data sheets previously supplied. The Information supplied is believed to be accurate but the Group assumes no responsibility for its accuracy or completeness, any error in or omission from it or for any use made of it. Users of this data sheet should check for themselves the Information and the suitability of the products for their purpose and not make any assumptions based on information included or omitted. Liability for loss or damage resulting from any reliance on the Information or use of it (including liability resulting from negligence or where the Group was aware of the possibility of such loss or damage arising) is excluded. This will not operate to limit or restrict the Group's liability for death or personal injury resulting from its negligence. SPC pro-SIGNAL is the registered trademark of the Group. © Premier Farnell plc 2008.

TOLERANCES:

UNLESS OTHERWISE SPECIFIED, DIMENSIONS ARE FOR REFERENCE PURPOSES ONLY.

DRAWN BY:	DATE:
Veena	17/04/08
CHECKED BY:	DATE:
Suresh	17/04/08
APPROVED BY:	DATE:
G.Cook	01/05/08

DRAWING TITLE:

Jack Socket - 3.5mm 4 P

SIZE A	DWG NO.	ELECTRONIC FILE 1267368_DWG	REV A
SCALE: NTS		U.O.M.: mm	SHEET: 1 OF 2



PART NO.

MJ-064

REVISIONS

ECN #	REV	DESCRIPTION	DRAWN	DATE	CHECKD	DATE	APPRVD	DATE
-	A	RELEASED	Veena	17/4/08	Suresh	17/4/08	G. C	01/5/08

Specifications

Number	Part Name	Material	Material Thickness	Finish	Part Number
1	Housing	PA	-	-	MJ-064
2	Sleeve	BSBM	-	Ni	
3	Contact 1	FAB - EH	0.25	Au	
4	Contact 2			Ni	
5	Contact 3			-	
6	Contact 4	BSR	0.3	-	
7	Insulation Tube	PVC	-	-	
8	Handle	PE	-	-	

<http://www.farnell.com>
<http://www.newark.com>
<http://www.cpc.co.uk>

This data sheet and its contents (the "Information") belong to the Premier Farnell Group (the "Group") or are licensed to it. No licence is granted for the use of it other than for information purposes in connection with the products to which it relates. No licence of any intellectual property rights is granted. The Information is subject to change without notice and replaces all data sheets previously supplied. The Information supplied is believed to be accurate but the Group assumes no responsibility for its accuracy or completeness, any error in or omission from it or for any use made of it. Users of this data sheet should check for themselves the Information and the suitability of the products for their purpose and not make any assumptions based on information included or omitted. Liability for loss or damage resulting from any reliance on the Information or use of it (including liability resulting from negligence or where the Group was aware of the possibility of such loss or damage arising) is excluded. This will not operate to limit or restrict the Group's liability for death or personal injury resulting from its negligence. SFC pro-SIGNAL is the registered trademark of the Group. © Premier Farnell plc 2008.

TOLERANCES:
UNLESS OTHERWISE SPECIFIED, DIMENSIONS ARE FOR REFERENCE PURPOSES ONLY.

DRAWN BY:	DATE:
Veena	17/04/08
CHECKED BY:	DATE:
Suresh	17/04/08
APPROVED BY:	DATE:
G.Cook	01/05/08

DRAWING TITLE:			
Jack Socket - 3.5mm 4 P			
SIZE	DWG NO.	ELECTRONIC FILE	REV
A		1267368_DWG	A
SCALE: NTS		U.O.M.: mm	SHEET: 2 OF 2