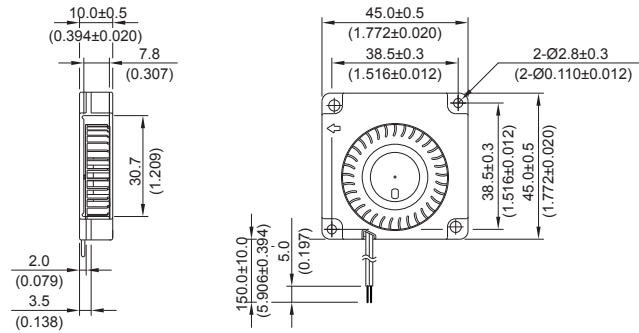


New

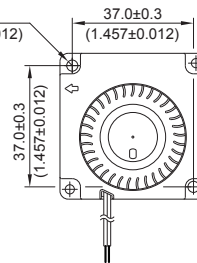
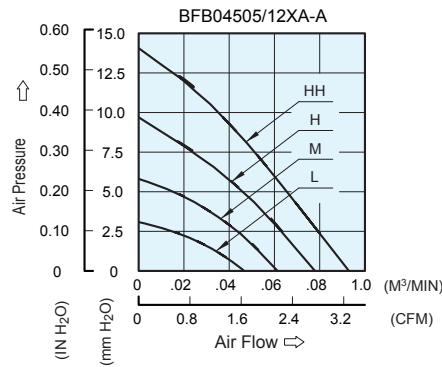


BFB 45 x 45 x 10 MM SERIES

DIMENSIONS DRAWING



P & Q CURVE (AT RATED VOLTAGE)



UNIT : mm (INCH)

- * Bearing Type
Ball Bearings
- * Material
Impeller & Frame : Plastic(UL 94V-0)
- * Lead Wires :
UL 1571 AWG #28 OR Equivalent
Red Wire Positive(+)
Black Wire Negative(-)
- * Weight : 13g (0.46 OZ)

MODEL			Rated Voltage	Operating Voltage Range	Input Current	Input Power	Speed	Maximum Air Flow		Maximum Air Pressure		Noise
PART NO.	REV.	FUNCTION	VDC	VDC	Amp	Watt	R.P.M.	m ³ /min	CFM	mmH ₂ O	IN H ₂ O	dB-A
BFB04505LA	-A	-R00 / -F00	5	4.0 to 5.5	0.05	0.25	3500	0.047	1.66	3.11	0.122	21.5
BFB04512LA	-A	-R00 / -F00	12	7.0 to 13.2	0.04	0.48						
BFB04505MA	-A	-R00 / -F00	5	4.0 to 5.5	0.07	0.35	4500	0.061	2.15	5.78	0.228	27.0
BFB04512MA	-A	-R00 / -F00	12	7.0 to 13.2	0.05	0.60						
BFB04505HA	-A	-R00 / -F00	5	4.0 to 5.5	0.11	0.55	5500	0.078	2.75	9.72	0.383	30.5
BFB04512HA	-A	-R00 / -F00	12	7.0 to 13.2	0.06	0.72						
BFB04505HHA	-A	-R00 / -F00	5	4.0 to 5.5	0.16	0.80	6500	0.093	3.28	14.09	0.555	35.5
BFB04512HHA	-A	-R00 / -F00	12	7.0 to 13.2	0.08	0.96						

* Function type is optional.
 * The max. air flow and the speed are measured in free air ; max. air pressure is measured at zero air flow.
 * Noise is measured in anechoic chamber in free air, one meter from intake side.
 * All readings are typical values at rated voltage.
 * Specifications are subject to change without notice.