

Pretium™ Connector Housings

A LANscape® Pretium™ Solutions Product

Corning
Cable Systems

Applications

- Main cross-connect, intermediate cross-connections and telecommunications rooms
- Rack or equipment cabinet installations
- Data center fiber distribution frames
- Cross-connections using large quantities of low-fiber-count cables

Description

Corning Cable Systems Pretium™ Connector Housings are designed for the LAN and data center environment. The housings are four inches deeper than standard CCH housings and are shipped with everything the installer needs. Mountable in 19- or 23-in (optional) equipment racks or cabinets, the housings provide easy, open access to connectors for moves, adds and changes and for connector cleaning.


The 4U (7 inches tall) housing accepts 12 Corning Cable Systems CCH connector panels or CCH connector modules while the 1U (1.75 inches tall) housing accepts two CCH connector panels or modules. CCH connector panels and modules are available in a wide variety of port counts depending on connector style. Blank panels are provided in unused positions to give a finished look.

The PCH-04U housing contains an integral hinged jumper manager on the front of the housing. This manager can be locked in the “up” position for an additional 1U of horizontal jumper management or left in the default “down” position to provide additional capacity for jumper routing along the top of the housing.

The PCH-01U housing has a removable top that slides forward with the simple release of two latches, providing unencumbered access to interior components. The drawer slides forward or backward for easy access to the interior after installation.



PCH-01U and PCH-04U Housings | Photo LAN585



Close-up of PCH-04U Integrated Jumper Manager | Photo LAN586



PCH-04U with Splice Option | Photo LAN588



Product Specifications


Pretium™ Connector Housings

A LANscape® Pretium™ Solutions Product


Corning
Cable Systems

Features / Benefits

- Optional splicing available in all units
- New, deeper housings provide extra room for high cable counts and Corning Cable Systems Plug & Play™ Systems
- Large fiber guides in front contain patch cords
- Connector labeling optimized for use with machine-generated labels and Microsoft® Word templates
- Front and rear removable doors (optional locks available)
- Grommeted cable entries keep dust out of the PCH-04U
- Integrated, hinged jumper manager (PCH-04U only)
- Transparent front door (PCH-04U only)
- Rugged metal construction
- Units include patented Universal Cable Clamp for cable strain-relief
- Fiber capacity:
 - PCH-04U = 288 fibers (using LC or MT-RJ;
144 when splicing)
 - PCH-01U = 48 fibers (using LC or MT-RJ)
- Accepts CCH panels and modules (panels or the new reduced-depth module design must be used when splicing)



PCH-01U with Cover Off | Photo LAN584



Close-up of PCH-04U Cable Entry with Panels Removed | Photo LAN587

Specifications

Part Number	Dimensions (H x W x D)	Shipping Weight
PCH-01U	4 x 43 x 41 cm (1.75 x 17 x 16 in)	7.0 kg (15.4 lb)
PCH-04U	18 x 43 x 41 cm (7 x 17 x 16 in)	7.5 kg (16.5 lb)



Ordering Information

Part Number	Description
PCH-01U	Pretium™ Connector Housing, 1U tall, accepts up to two CCH connector panels or modules, supplied with one Universal Cable Clamp, two blank panels and installation hardware
PCH-04U	Pretium Connector Housing, 4U tall, accepts up to 12 CCH connector panels or modules, supplied with one Universal Cable Clamp, 12 blank panels and installation hardware

PCH Optional Accessories

Part Number	Description
PC1-LBL-PI10	PCH-01U Master Label provides room to label up to 48 individual fibers per label; three master labels per 8-1/2 x 11-in sheet and 10 sheets per package; for ink-based printers only
PC4-LBL-PI10	PCH-04U Master Label provides room to label up to 288 individual fibers per label; one master label per 8-1/2 x 11-in sheet and 10 sheets per package; for ink-based printers only
PC1-SPLC-04R	Splice Tray Bracket for PCH-01U; accepts up to four Type 2R 0.2-in or two Type 4R 0.4-in reduced-length splice trays; includes slack storage spools
PC4-SPLC-12SR	Splice Tray Bracket for PCH-04U; accepts up to 12 Type 2S 0.2-in or 7 Type 4S 0.4-in standard-length splice trays; or accepts up to 12 Type 2R 0.2-in or 7 Type 4R 0.4-in splice trays; works with left side cable entry only
PC1-STRN	PCH-01U Strain-Relief Bracket; will accept up to two Universal Cable Clamp kits (UCC-001)
PC4-STRN	PCH-04U Strain-Relief Bracket; will accept up to two Universal Cable Clamp kits (UCC-001)
UCC-001	Universal Cable Clamp Strain-Relief Kit; to be used with PC1-STRN or PC4-STRN
HDWR-LOCK-KIT	Door Lock Kit; can be installed on the front and/or back doors of the PCH-04U; comes with one lock and two keys
PC4-SLK	Rear Slack Storage Bracket for PCH-04U; installed in the rear of the housing for additional slack storage; one supplied with PCH-04U
PC1-LOCK-KIT	Door Lock Kit; can be installed on the front and/or back door(s) of the PCH-01U; comes with one lock and two keys
PC1-BKT-FLSH	PCH-01U Flush Mount Brackets (one set)
PC1-BKT-23	PCH-01U Mounting Brackets for 23-in frames/cabinets (one set)
PC4-BKT-FLSH	PCH-04U Flush Mount Brackets (one set)
PC4-BKT-23	PCH-04U Mounting Brackets for 23-in frames/cabinets (one set)
CJP-01U-P	Pretium 1U Jumper Management Panel, provides jumper management in a 1.75-in rack space
CJP-02U-P	Pretium 2U Jumper Management Panel, provides jumper management in a 3.5-in rack space
PC4-SLK-D24	Accessory Unit attached to the rear of the PCH-04U providing fiber cable storage in 24 circular cassettes
PC4-SIDE-PLT	Front Metal Plates and Grommets to enclose the front of the PCH-04U. Five sets of plates (right and left) are included

Pretium™ Connector Housings

A LANscape® Pretium™ Solutions Product

Corning
Cable Systems

Corning Cable Systems LLC • PO Box 489 • Hickory, NC 28603-0489 USA

1-800-743-2675 • FAX: +1-828-901-5973 • International: +1-828-901-5000 • <http://www.corning.com/cablesystems>

Corning Cable Systems reserves the right to improve, enhance and modify the features and specifications of Corning Cable Systems products without prior notification. LANscape is a registered trademark of Corning Cable Systems Brands, Inc. Plug & Play and Pretium are trademarks of Corning Cable Systems Brands, Inc. Discovering Beyond Imagination is a trademark of Corning Incorporated. All other trademarks are the properties of their respective owners. Corning Cable Systems is ISO 9001 certified. © 2003, 2005 Corning Cable Systems. All rights reserved. Published in the USA. LAN-538-EN / June 2005 / pdf



CORNING
Discovering Beyond Imagination

LANscape®
PRETIUM
THE PREMIER SOLUTION