


(1,27mm) .050"
CFT, CFS SERIES

COMPACT FLASH TERMINALS & SOCKETS

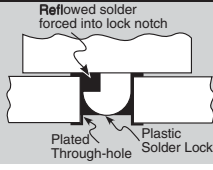
SPECIFICATIONS

For complete specifications and recommended PCB layouts see www.samtec.com?CFT

Insulator Material: Black Liquid Crystal Polymer
Terminal Material: Phosphor Bronze
Plating: Sn or Au over 50µ" (1,27µm) Ni
Current Rating: 2A @ 80°C ambient
Operating Temp Range: -55°C to +105°C with Tin; -55°C to +125°C with Gold
Max Processing Temp: 230°C for 60 seconds, or 260°C for 20 seconds 3x
Lead-Free Solderable: Yes
SMT Lead Coplanarity: (0,15mm) .006" max
RoHS Compliant: Yes



APPLICATION



Note: Some lengths, styles and options are non-standard, non-returnable.

CFT - 125 - LEAD STYLE - PLATING OPTION - D - RA - CARD LENGTH - SL

Mates with: CFS

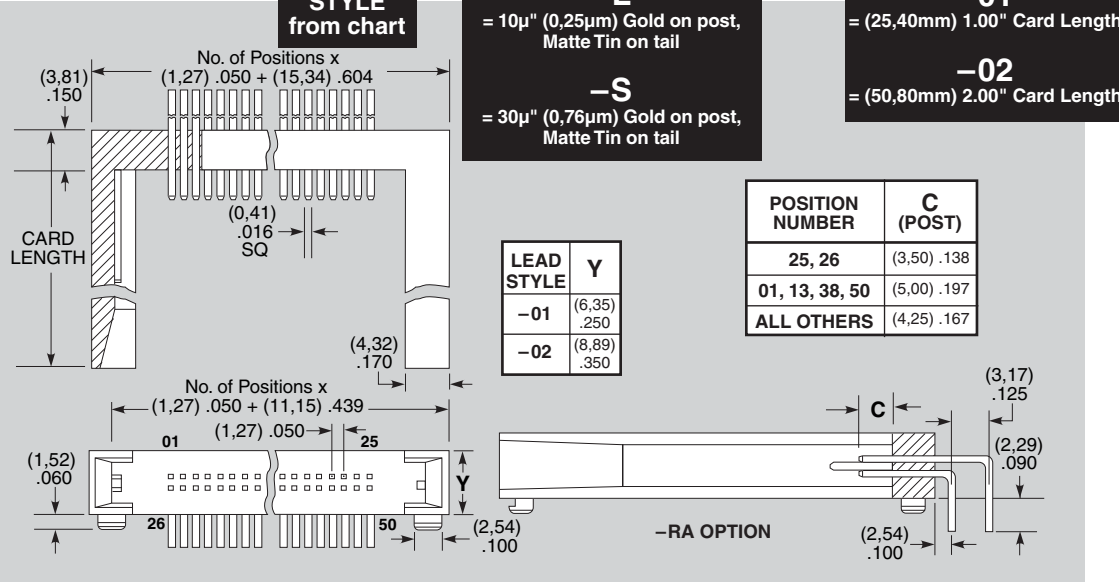
Specify LEAD STYLE from chart

-L = 10µ" (0,25µm) Gold on post, Matte Tin on tail
-S = 30µ" (0,76µm) Gold on post, Matte Tin on tail

-01 = (25,40mm) 1.00" Card Length
-02 = (50,80mm) 2.00" Card Length

POSITION NUMBER	C (POST)
25, 26	(3,50) .138
01, 13, 38, 50	(5,00) .197
ALL OTHERS	(4,25) .167



LEAD STYLE	Y
-01	(6,35) .250
-02	(8,89) .350



SPECIFICATIONS

For complete specifications and recommended PCB layouts see www.samtec.com?CFS

Insulator Material: Black Liquid Crystal Polymer
Contact Material: BeCu
Plating: Au or Sn over 50µ" (1,27µm) Ni
Current Rating: 1A
Operating Temp Range: -55°C to +125°C
Contact Resistance: 10 mΩ max
Insertion Depth: (3,05mm) .120" min
Insertion Force: (Single contact only) 3.3oz (0,92N) avg.
Withdrawal Force: (Single contact only) 2.5oz (0,70N) avg.
Max Processing Temp: 230°C for 60 seconds, or 260°C for 20 seconds 3x
Lead-Free Solderable: Yes
SMT Lead Coplanarity: (0,10mm) .004" max
RoHS Compliant: Yes

CFS - 1 - NO. PINS PER ROW - CARD THICKNESS - PLATING OPTION - D

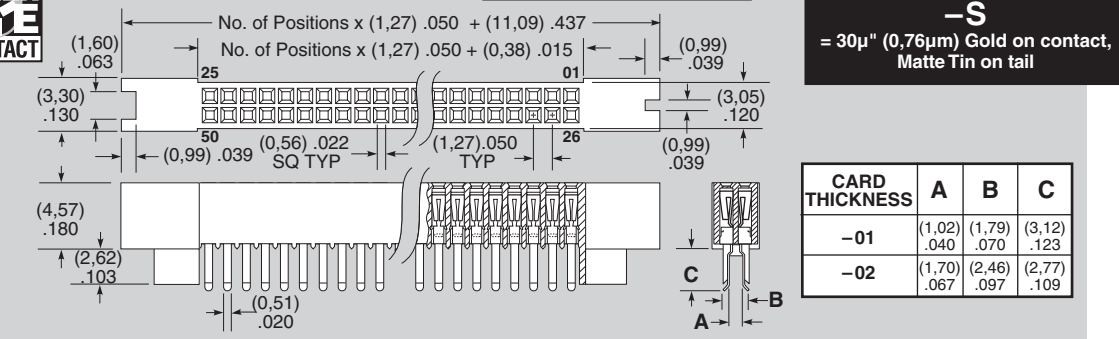
Mates with: CFT

Note: Some sizes, styles and options are non-standard, non-returnable.

-01 = (0,80mm) .031" thick board
-02 = (1,60mm) .062" thick board

-L = 10µ" (0,25µm) Gold on contact, Matte Tin on tail
-S = 30µ" (0,76µm) Gold on contact, Matte Tin on tail

CARD THICKNESS	A	B	C
-01	(1,02) .040	(1,79) .070	(3,12) .123
-02	(1,70) .067	(2,46) .097	(2,77) .109



Due to technical progress, all designs, specifications and components are subject to change without notice.

WWW.SAMTEC.COM

SAMTEC USA • Tel: 1-800-SAMTEC-9 or 812-944-6733 SAMTEC SILICON VALLEY • Tel: 408-395-5900 SAMTEC SOUTHERN CALIFORNIA • Tel: 1-800-726-8329 SAMTEC UK • Tel: 44 01236 739292
 SAMTEC GERMANY • Tel: +49 (0) 89 / 89460-0 SAMTEC FRANCE • Tel: 33 01 60 95 06 60 SAMTEC ITALY • Tel: 39 039 6890337 SAMTEC NORDIC/BALTIC • Tel: +46-84477280 SAMTEC BENELUX • Tel: 44 01236 739292
 SAMTEC ISRAEL • Tel: 972-3-7526600 SAMTEC INDIA • Tel: +91-80-3272 1612 SAMTEC ASIA PACIFIC • Tel: 65 6745-5955 SAMTEC JAPAN • Tel: 045-475-1385 SAMTEC CHINA • Tel: 86-21-61103766
 SAMTEC TAIWAN • Tel: 886-2-2735-6109 SAMTEC HONG KONG • Tel: 852-26904858 SAMTEC KOREA • Tel: 82-31-717-5685 SAMTEC SOUTH AFRICA • Tel: 27 11 452 8112 SAMTEC ANZ • Tel: 613 9512 7747