

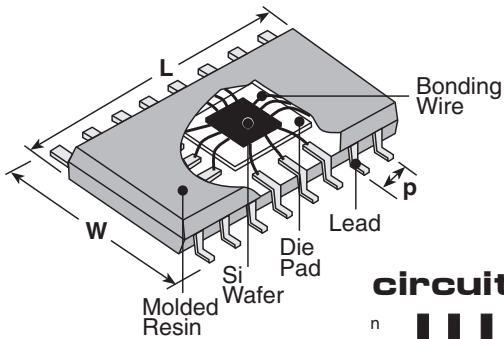
### features

- Negligible reverse recovery time
- Low capacitance
- Low forward voltage drop
- 18-channel terminator in a single package
- Resolved bus impedance mismatch

### applications

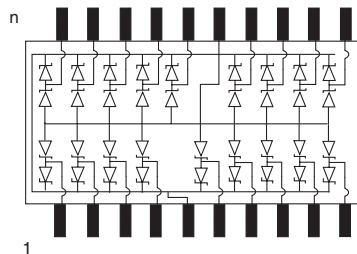
- Termination of data/control signals @  $\geq 66$  MHz
- Dynamic RAM bus termination
- RISC architecture

### dimensions and construction



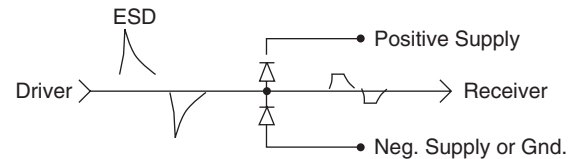
Size Code	Dimensions inches (mm)		
	L	W	p
Q20	.341 (8.66)	.236 (5.99)	.025 (1.27)

### circuit schematic



n = number of pins (20)

### application schematic



### ordering information

New Part #	DNA	Q20	L	TEB
Type		Package Symbol	Termination Material	Packaging
		Package type symbol + number of pins QSOP: Q20	L: SnPb	TEB: 13" embossed plastic tape

### applications and ratings

Part Designation	Forward Voltage	Reverse Breakdown Voltage	Leakage Current	Capacitance	Channel Clamp Voltage	ESD Voltage Capability	Operating Temperature Range	Supply Voltage (Vp ~ Vn)	Continuous Forward Current*	Total Power
DNA	0.4 to 1.2V	9.5 to 11V	1uA	2pF	$\pm 10$ V	16kV	-55°C to +125°C	8V	$\pm 50$ mA	1W

\* One diode conducting

For further information on packaging, please refer to Appendix C.

Specifications given herein may be changed at any time without prior notice. Please confirm technical specifications before you order and/or use.

8/01/05