

## Features

- Integrates capacitor function in one package
- RoHS compliant\*
- Design reduces termination noise
- Popular standard capacitance values available
- Isolated, bussed and dual-bussed circuits available
- Compatible with wave soldering

# 900 Series - Capacitor Networks

### Electrical Characteristics

Capacitance Tolerance  
 39 pF - 270 pF ..... ±10 %  
 >270 pF - 0.1 µF ..... ±20 %  
 Circuit Configuration ... Isolated, bussed and dual-bussed  
 Capacitor Dielectric .....NPO, X7R  
 Capacitance Voltage Rating  
 39 pF - 270 pF ..NPO - 50 V @ +25 °C  
 >270 pF - 0.047 µF .....X7R - 50 V @ +25 °C

### Physical Characteristics

Lead Spacing ..... 0.100" (2.54 mm)  
 Terminal Coating.....Sn/Ag/Cu-plated  
 Body Material ..... Epoxy/Anhydride conformal material

### Standard High Volume Part Numbers

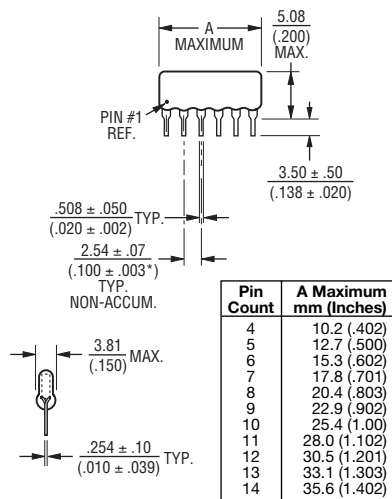
- 4610M-901-103LF
- 4610M-902-103LF
- 4610M-901-104LF
- 4610M-902-104LF

### How To Order

**46 10 M - 901 - 103 LF**

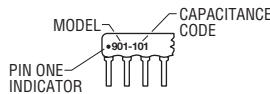
Model (46 = SIP Pkg)  
 Number of Pins  
 Profile (M = Standard Profile)  
 Electrical Configuration  
 • 901 = Bussed  
 • 902 = Isolated  
 • 904 = Dual-Bussed  
 Capacitance Code  
 • First 2 digits are significant  
 • Third digit represents the number of zeros to follow.  
 Terminations  
 • LF = Lead free (Sn/Ag/Cu-plated)  
 Consult factory for other available options.

### Product Dimensions

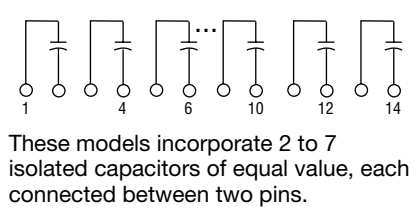


### Typical Part Marking

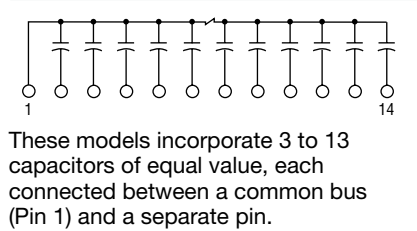
Represents total content. Layout may vary.



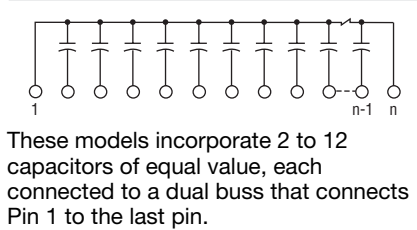
### Isolated Capacitors (902 Circuit)



### Bussed Capacitors (901 Circuit)



### Dual-Bussed Capacitors (904 Circuit)



### Standard Capacitance Values and Codes

These are the standard and non-standard capacitance values available. Consult factory for capacitance values and types outside this range. Tolerances of 5 %, 10 % and 20 % are available.

"NPO" DIELECTRICS 10 % Tolerance		"X7R" DIELECTRICS 20 % Tolerance		"X7R" DIELECTRICS 20 % Tolerance	
Capacitance (pF)	Capacitance Code	Capacitance (pF)	Capacitance Code	Capacitance (µF)	Capacitance Code
39	390	330	331	0.01	103
47	470	390	391	0.012	123
56	560	470	471	0.015	153
68	680	560	561	0.018	183
82	820	680	681	0.022	223
100	101	820	821	0.027	273
120	121	1000	102	0.033	333
150	151	1200	122	0.039	393
180	181	1500	152	0.047	473
220	221	1800	182	0.056	563
270	271	2200	222	0.068	683
		2700	272	0.082	823
		3300	332	0.1	104
		3900	392		
		4700	472		
		5600	562		
		6800	682		
		8200	822		

REV. 11/10

\*RoHS Directive 2002/95/EC Jan 27, 2003 including Annex.

Specifications are subject to change without notice.

Customers should verify actual device performance in their specific applications.