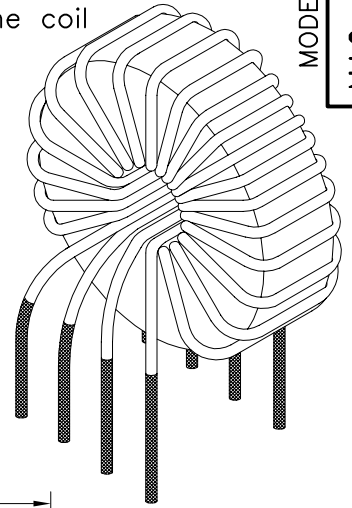
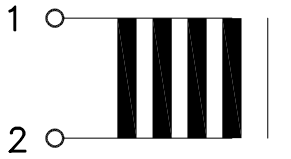


Amorphous Power Inductor

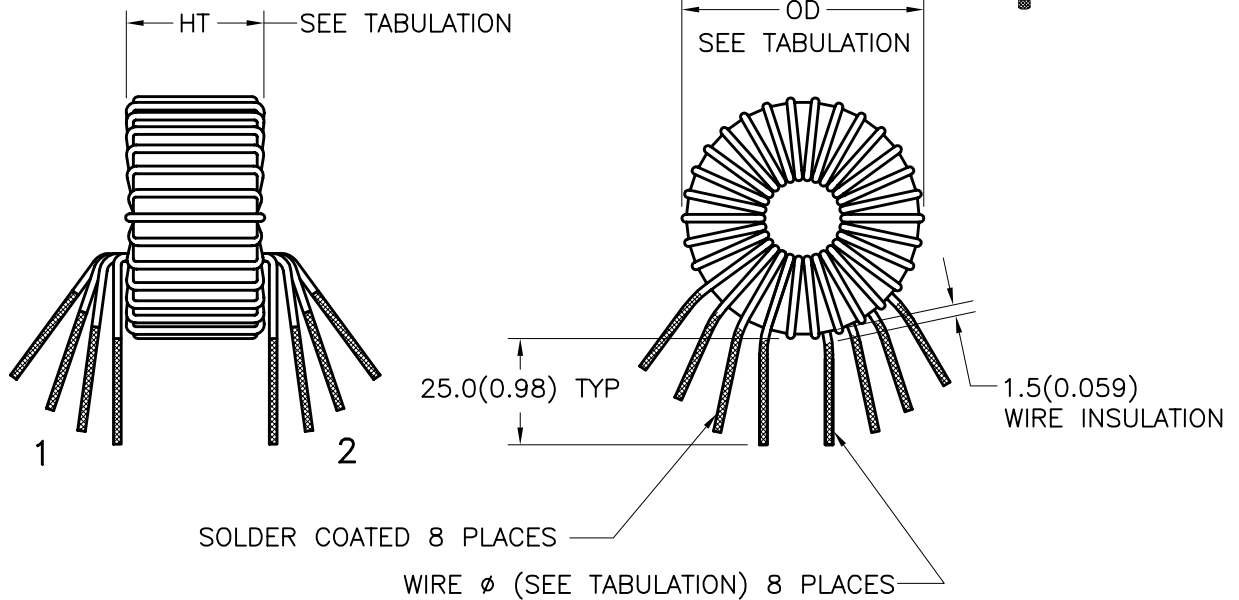
- ◆ For smoothing switching power supply output
- ◆ Rated Current: 20ADC
- ◆ Low core-loss at high frequency
- ◆ Amorphous iron cores with precised gap are used in the coil

Schematic Diagram;



MODEL NUMBER
NAC-20 SERIES

Mechanical Specifications;



Part Number	Rated Current (ADC)	Inductance (uH)±25%	DCR (mΩ) MAX	Wire Dia (ømm)	Dimension OD mm(In) MAX	Dimension HT mm(In) MAX
NAC-20-0011	20	10	4	1.0x4	29(1.14)	19(0.75)
NAC-20-0021	20	20	5	1.0x4	34(1.34)	20(0.79)
NAC-20-0031	20	30	6	1.1x4	43(1.69)	21(0.83)
NAC-20-0051	20	50	7	1.1x4	43(1.69)	21(0.83)
NAC-20-0101	20	100	9	1.1x4	47(1.85)	28(1.10)
NAC-20-0151	20	150	12	1.1x4	56(2.20)	28(1.10)
NAC-20-0201	20	200	16	1.1x4	57(2.24)	35(1.38)

PREPARED BY:

NOTE: Inductance is measured at 20 KHz with specified DC current

ENGINEER:	DWG CONTROL NO. P-A4-13610 ACAD\MXFMR\A4136101.DWG	REV -	20A POWER INDUCTOR FOR SWITCH MODE POWER SUPPLIES	NAC-20 SERIES MODEL SPECIFICATION
QUALITY CONTROL:	CONTENTS OF THIS DRAWING ARE SUBJECT TO CHANGE WITHOUT PRIOR NOTICE		TAMURA CORPORATION OF AMERICA 43352 BUSINESS PARK DRIVE, TEMECULA, CA. 92590-6624 (951) 699-1270 FAX 9516769482	
APPROVED:	DIM: mm(In) SCL: 1/1 SH: 1 OF 1			

PROPRIETARY NOTICE: THIS DRAWING PRINT OR DOCUMENT AND SUBJECT MATTER DISCLOSED HEREIN ARE PROPRIETARY ITEMS TO WHICH TAMURA RETAINS THE EXCLUSIVE RIGHT OF DISSEMINATION, REPRODUCTION, MANUFACTURE AND SALE. THIS DRAWING, PRINT OR DOCUMENT IS SUBMITTED IN CONFIDENCE FOR CONSIDERATION BY THE RECIPIENT ALONE UNLESS PERMISSION FOR FURTHER DISCLOSURE IS EXPRESSLY GRANTED IN WRITING.