

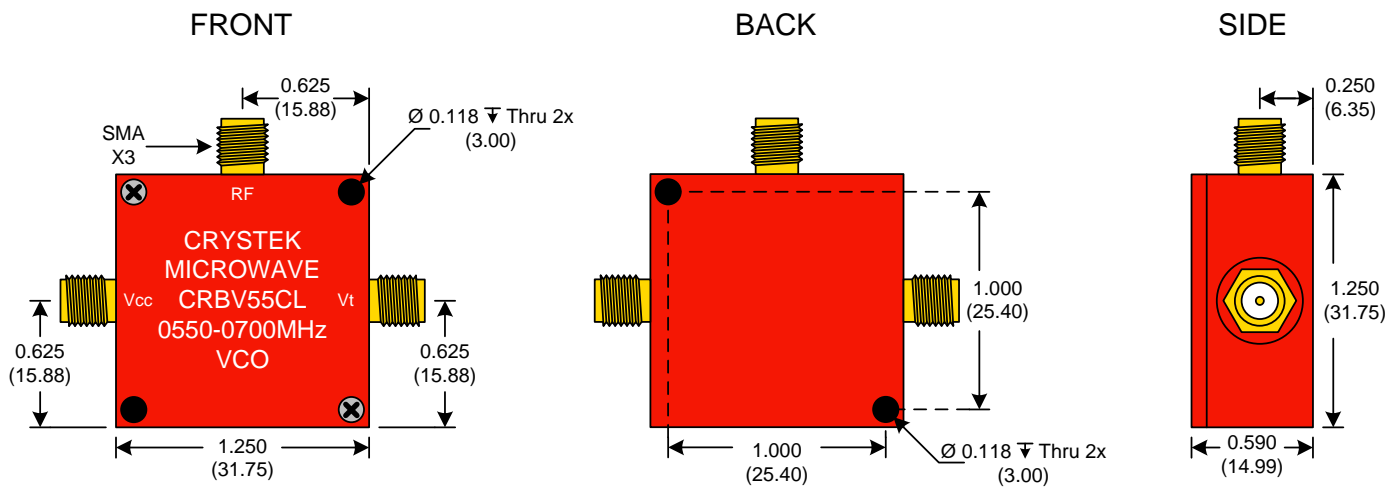


**CRYSTEK**  
**MICROWAVE**  
 A DIVISION OF CRYSTEK CORPORATION

**RedBox** VCO  
 CRBV55CL-0550-0700



PERFORMANCE SPECIFICATION	MIN	TYP	MAX	UNITS
Lower Frequency:			550	MHz
Upper Frequency:	700			MHz
Tuning Voltage:	0.5		10.5	VDC
Supply Voltage:	4.75	5.0	5.25	VDC
Output Power:	+5.0	+6.5	+8.0	dBm
Supply Current:		16	25	mA
Harmonic Suppression (2 <sup>nd</sup> Harmonic)		-12		dBc
Pushing:		1.0	2.0	MHz/V
Pulling, all Phases:		2.0	4.0	MHz pk-pk
Tuning Sensitivity:		30		MHz/V
Phase Noise @ 10kHz offset:		-100		dBc/Hz
Phase Noise @ 100kHz offset:		-133		dBc/Hz
Load Impedance:		50		$\Omega$
Input Capacitance:			47	pF
Operating Temperature Range:	-40		+85	$^{\circ}\text{C}$
Storage Temperature Range:	-45		+90	$^{\circ}\text{C}$



● Unless otherwise specified, Dimensions are in:  $\frac{\text{IN}}{\text{mm}}$

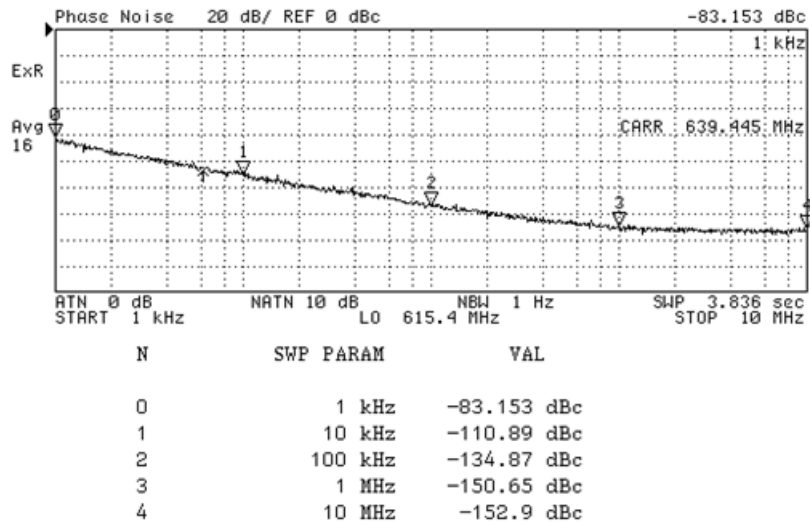
**Product Control:**

Crystek Part Number:	CRBV55CL-0550-0700	Release Date:	12-Dec-07
Revision Level:	B	Responsible:	C. Vales

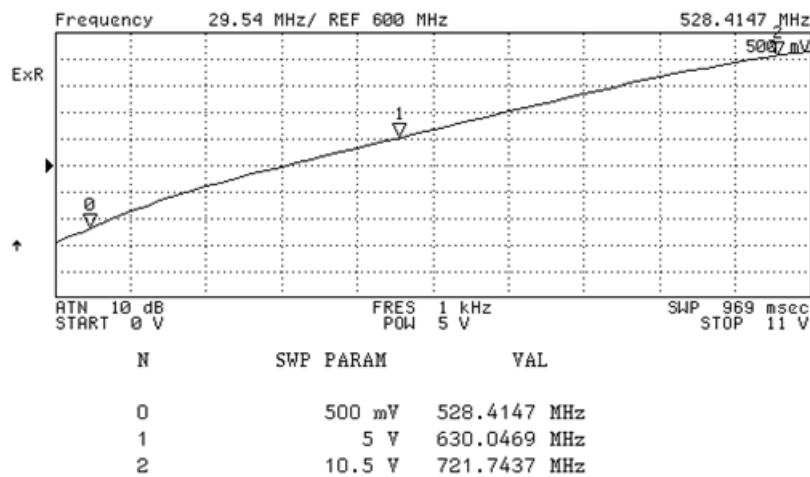


12730 COMMONWEALTH DRIVE • FORT MYERS, FLORIDA 33913  
 PHONE: 239-561-3311 • 800-237-3061  
 FAX: 239-561-1025 • WWW.CRYSTEK.COM

Phase Noise (1 Hz BW, Typical)



Tuning Curve (Typical)



**Product Control:**

Crystek Part Number:	CRBV55CL-0550-0700	Release Date:	12-Dec-07
Revision Level:	B	Responsible:	C. Vales

Specification is subject to change without notice