


D²-PAK Tape and Reel Data

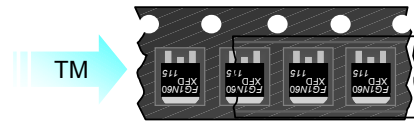


D²-PAK Packaging Configuration: Figure 1.0



Packaging Description:

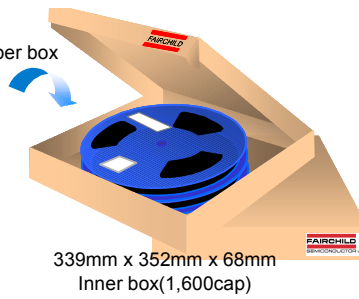
D²-PAK parts are shipped in tape. The carrier tape is made from a dissipative (carbon filled) polycarbonate resin. The cover tape is a multilayer film (Heat Activated Adhesive in nature) primarily composed of polyester film, adhesive layer, sealant, and anti-static sprayed agent. These reeled parts in standard option are shipped with 800 units per 13" or 330cm diameter reel. The reels are dark blue or black in color and is made of polystyrene plastic (anti-static coated). This and some other options are further described in the Packaging Information table. These full reels are individually barcode labeled and placed inside a standard intermediate box (illustrated in figure 1.0) made of recyclable corrugated brown paper. One box contains two reels maximum. And these boxes are placed inside a barcode labeled shipping box which comes in different sizes depending on the number of parts shipped.



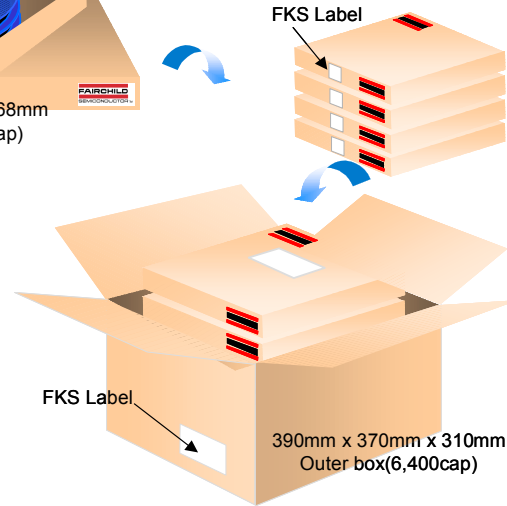
D²-PAK Unit Orientation

D ² -PAK Packaging Information	
Packaging Option	Standard (TM)
Packaging type	TNR
Qty per Reel/Tube/Bag	800
Reel Size	13" Dia
Inner Box Dimension (mm)	339x352x68
Max qty per Box	1600
Outer Box Dimension (mm)	390x370x310
Max qty per Box	6,400
Weight per unit (gm)	1.4689
Weight per Reel(kg)	-
Note/Comments	


2 Reels per box



FKS Label



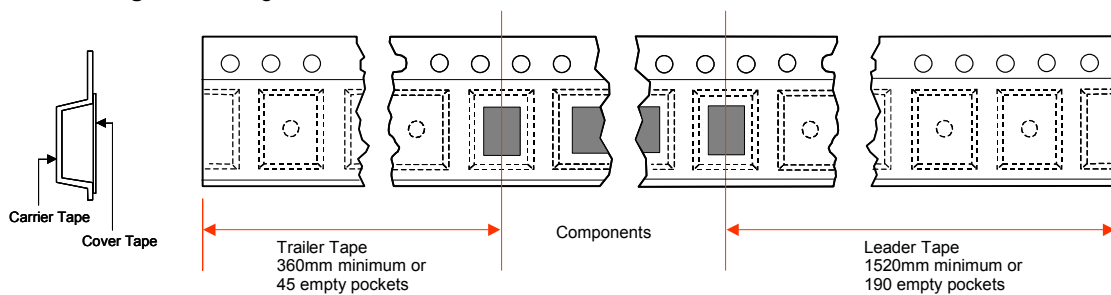
Inner Box Barcode Label Sample



Outer Box Barcode Label Sample

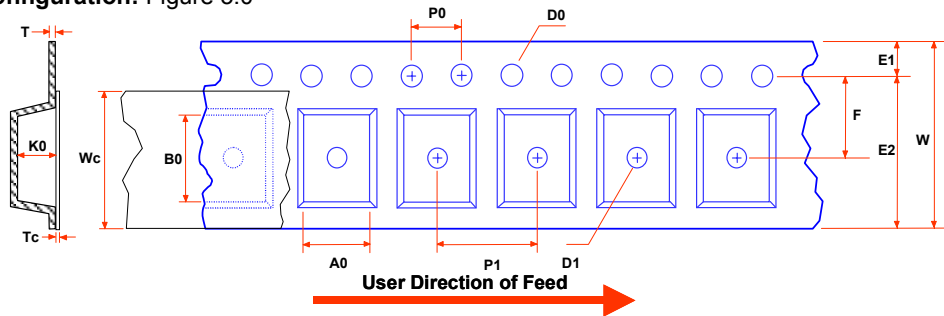


D²-PAK Tape Leader and Trailer Configuration: Figure 2.0



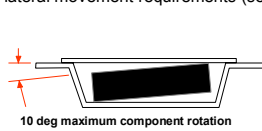
D²-PAK Tape and Reel Data, continued

D²-PAK Embossed Carrier Tape Configuration: Figure 3.0

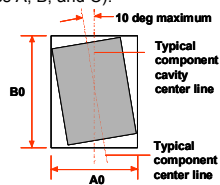


Dimensions are in millimeter														
PKG type	A0	B0	W	D0	D1	E1	E2	F	P1	P0	K0	T	Wc	Tc
D ² -PAK TM (24mm)	10.60 +/-0.10	15.80 +/-0.10	24.0 +/-0.3	1.50 +0.10 /-0.00	1.60 min	1.75 +/-0.10	22.25 min	11.50 +/-0.10	16.0 +/-0.1	4.0 +/-0.1	4.90 +/-0.10	0.30 +/-0.05	21.3 +/-0.1	0.10 max

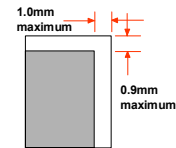
Notes: A0, B0, and K0 dimensions are determined with respect to the EIA/Jedec RS-481 rotational and lateral movement requirements (see sketches A, B, and C).



Sketch A (Side or Front Sectional View)
Component Rotation

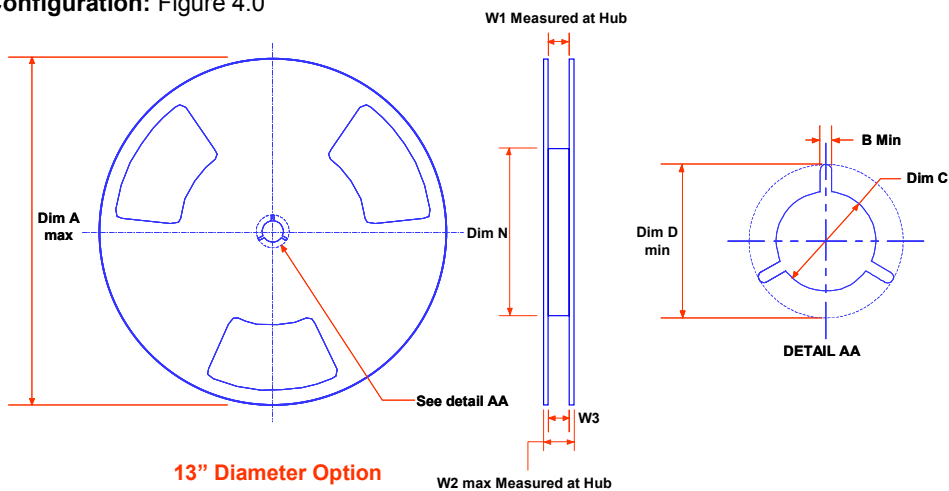


Sketch B (Top View)
Component Rotation



Sketch C (Top View)
Component lateral movement

D²-PAK Reel Configuration: Figure 4.0



Dimensions are in inches and millimeters									
Tape Size	Reel Option	Dim A	Dim B	Dim C	Dim D	Dim N	Dim W1	Dim W2	Dim W3 (LSL-USL)
24mm	13" Dia	13.00 330	0.059 1.5	0.512 +0.020/-0.008 13 +0.5/-0.2	0.795 20.2	4.00 100	0.960 +0.078/-0.000 24.4 +2/0	1.197 30.4	0.941 - 1.079 23.9 - 27.4

May 2005, Rev. C