

## *Micro Commercial Components Corp.*

### Products End of Life Notification

Issue date: Jan-1<sup>st</sup>-2009

Last Buy Date :N/A

Description and Purpose:

MCC has undergone a review of its core business and products , and

determined to discontinue below products:

Discontinued Devices	Possible Replacements
SD101A	N/A
SD101B	N/A
SD101C	N/A
SD103A	N/A
SD103B	N/A
SD103C	N/A
LLSD101A	SD101AW
LLSD101B	SD101BW
LLSD101C	SD101CW
LLSD103A	SD103AW
LLSD103B	SD103BW
LLSD103C	SD103CW
1N5711	N/A
DL5711	1N5711W
1N6263	N/A
DL6263	1N6263W



Micro Commercial Components

Micro Commercial Components  
 20736 Marilla Street Chatsworth  
 CA 91311  
 Phone: (818) 701-4933  
 Fax: (818) 701-4939

# SD103A THRU SD103C

## Small Signal Schottky Diodes

### Features

- Lead Free Finish/Rohs Compliant (Note1) ("P" Suffix designates Compliant. See ordering information)
- Low Reverse Recovery Time
- Low Reverse Capacitance
- Low Forward Voltage Drop
- Guard Ring Construction for Transient Protection

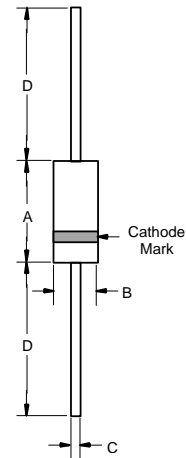
### Mechanical Data

- Case: DO-35, Glass
- Terminals: Solderable per MIL-STD-202, Method 208
- Polarity: Indicated by Cathode Band
- Moisture Sensitivity: Level 1 per J-STD-020C

### Maximum Ratings @ 25°C Unless Otherwise Specified

Characteristic	Symbol	SD103A	SD103B	SD103C
Peak Repetitive Reverse Voltage	$V_{RRM}$			
Working Peak Reverse Voltage	$V_{RWM}$	40V	30V	20V
DC Blocking Voltage	$V_R$			
RMS Reverse Voltage	$V_{R(RMS)}$	28V	21V	14V
Maximum single cycle surge 60Hz sine wave	$I_{FSM}$	15A		
Power Dissipation(Note 2)	$P_d$	400mW		
Thermal Resistance, Junction to Ambient	R	300K/W		
Junction Temperature	$T_j$	125°C		
Operation/Storage Temp. Range	$T_{STG}$	-55 to +150°C		

### DO-35



### Electrical Characteristics @ 25°C Unless Otherwise Specified

Parameter	Symbol	Type	Max	Test Condition
SD103A			5.0uA	$V_R=30V$
Leakage Current	$I_R$	----	5.0uA	$V_R=20V$
SD103B			5.0uA	$V_R=10V$
SD103C			5.0uA	$V_R=10V$
Maximum Forward Voltage Drop	$V_{FM}$	----	0.37V 0.60V	$I_F=20mA$ $I_F=200mA$
Junction Capacitance	$C_j$	50pF	----	$V_R=0V, f=1.0MHz$
Reverse Recovery Time	$t_{rr}$	10ns	----	$I_F=I_R=50mA, \text{recover to } 200mA/0.1I_R$

DIM	DIMENSIONS				NOTE
	INCHES		MM		
	MIN	MAX	MIN	MAX	
A	---	.166	---	4.2	
B	---	.079	---	2.00	
C	---	.020	---	.52	
D	1.000	---	25.40	---	

Note: 1. Lead in Glass Exemption Applied, see EU Directive Annex 5.  
 2. Valid provided that electrodes are kept at ambient temperature

# SD103A thru SD103C

Figure 1. Typical variation of forward current vs. Forward Voltage for primary conduction through the schottky barrier

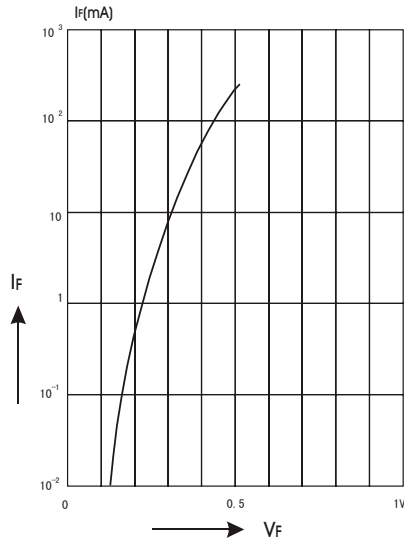


Figure 2. Typical high current forward conduction curve  $t_p=300\text{ms}$ , duty cycle=2%

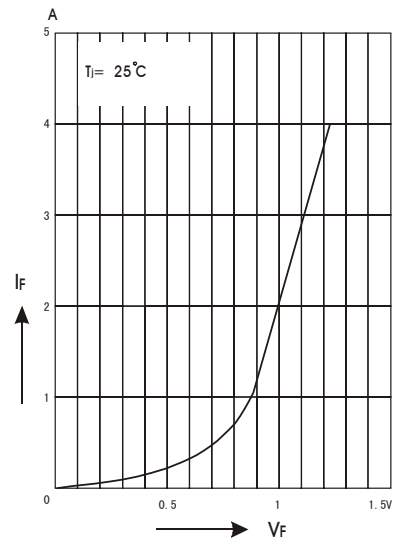


Figure 3. Typical non repetitive forward surge current versus pulse width

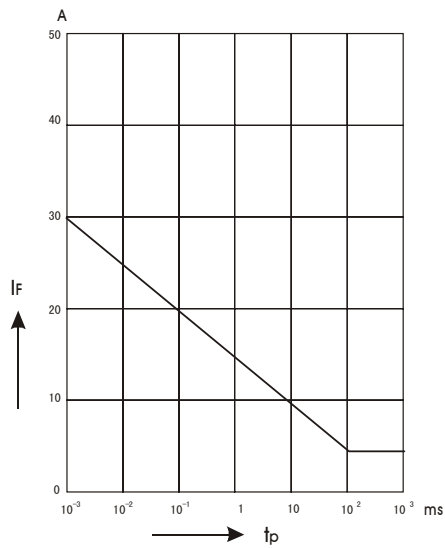


Figure 4. Typical variation of reverse current at various temperatures

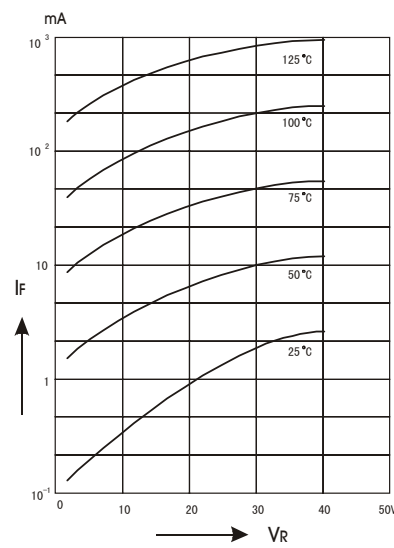


Figure 5. Blocking deration versus temperature at various average forward currents

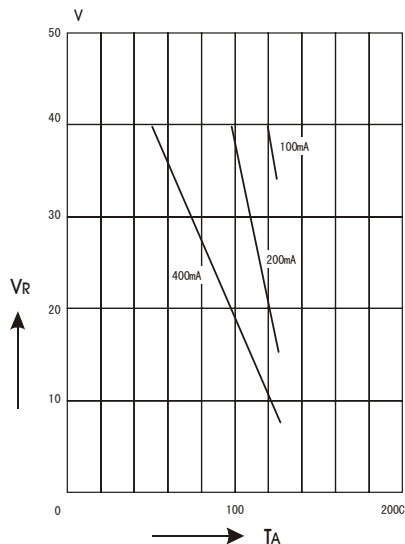
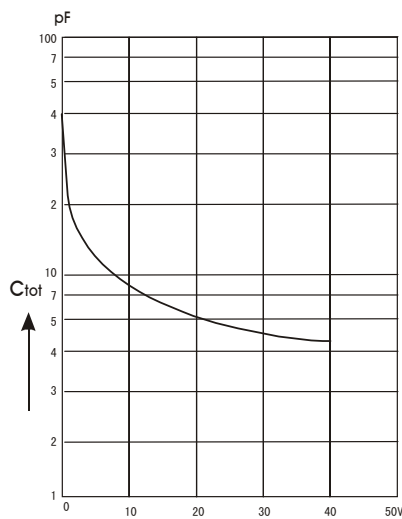


Figure 6. Typical capacitance versus reverse voltage





Micro Commercial Components

## Ordering Information

Device	Packing
(Part Number)-TP	Tape&Reel; 10Kpcs/Reel
(Part Number)-AP	Ammo Packing;5Kpcs/AmmoBox
(Part Number)-BP	Bulk;500pcs/Bag

### \*\*\*IMPORTANT NOTICE\*\*\*

*Micro Commercial Components Corp.* reserve the right to make changes without further notice to any product herein to make corrections, modifications , enhancements , improvements , or other changes . *Micro Commercial Components Corp.* does not assume any liability arising out of the application or use of any product described herein; neither does it convey any license under its patent rights ,nor the rights of others . The user of products in such applications shall assume all risks of such use and will agree to hold *Micro Commercial Components Corp.* and all the companies whose products are represented on our website, harmless against all damages.

### \*\*\*APPLICATIONS DISCLAIMER\*\*\*

Products offer by *Micro Commercial Components Corp.* are not intended for use in Medical, Aerospace or Military Applications.