

FULL SIZE DIP LOW VOLTAGE 3.3V CRYSTAL CLOCK OSCILLATOR



20.2 x 12.6 x 5.08 mm

ACOL Series



RoHS
Compliant

FEATURES:

- Tristate Enable/Disable option.
- Low supply voltage.
- HCMOS and TTL compatible.
- Tight symmetry option.

APPLICATIONS:

- Clock signal sources for digital chips and microprocessors.
- Low power applications.

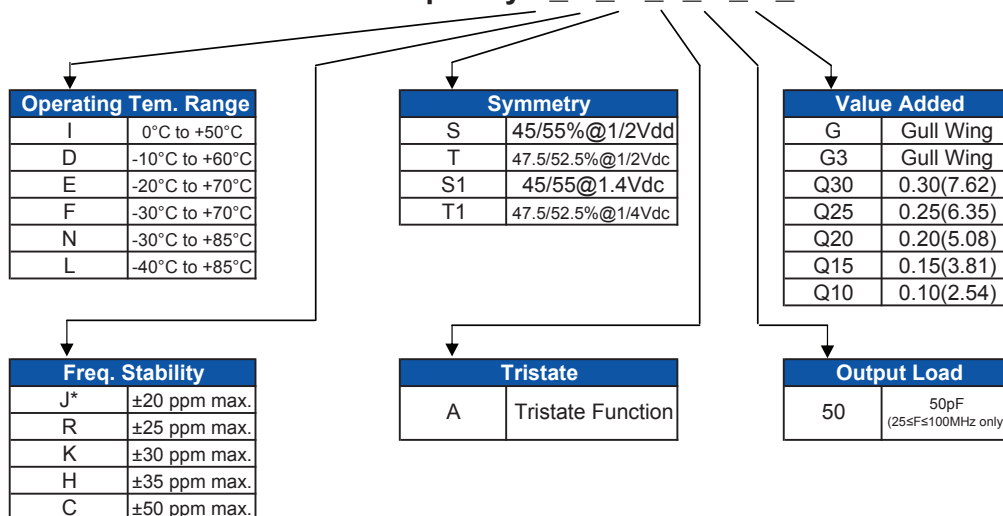
STANDARD SPECIFICATIONS:

| PARAMETERS | |
|---|--|
| ABRACON P/N | ACOL Series |
| Frequency: | 320kHz to 200MHz |
| Operating temperature: | 0°C to + 70°C (see options) |
| Storage temperature: | - 55°C to + 125°C |
| Frequency Stability: | ± 100ppm max. (see option) |
| Supply voltage (Vdd): | 3.3Vdc ± 10% |
| Symmetry at 1/2Vdd for HCMOS or at 1.4Vdc for TTL | 45/55% max. for F < 50MHz 40/60% max. for F ≥ 50MHz (see options) |
| Rise and Fall Times(Tr/Tf): | 10 ns max. for F ≤ 24MHz 5 ns max. for F > 24MHz, 10 ns max. for F > 24MHz (50pF output load) |
| Output load: | 10 TTL or 15 pF for F < 80MHz 5 TTL or 15 pF for F ≥ 80MHz |
| Output Voltage: | VOH = 0.9*Vdd min. VOL = 0.1*Vdd max. |
| Tri State Function (option A): | "1" (VIH ≥ 2.2 Vdc) or open: Oscillation "0" (VIL < 0.8V): Hi Z |
| Start-up-time: | 10 ms max |
| Opout Disable/ Enable time: | 100 ns max. (for Option "-A" ONLY) |
| Input current: | 20 mA max. for F ≤ 24 MHz 30 mA max. for F < 50 MHz 45 mA max. for F < 80 MHz 55 mA max. for F ≥ 80 MHz |

OPTIONS & PART IDENTIFICATION:

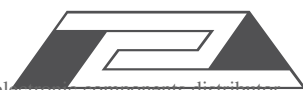
(Left blank if standard)

ACOL - Frequency - □ - □ - □ - □ - □ - □



* Temp orption I, D, E, and 0 to +70°C only.

ABRACON IS
ISO9001:2008
CERTIFIED



ABRACON
CORPORATION

Visit www.abracon.com for Terms & Conditions of Sale **Revised: 08.18.10**

30332 Esperanza, Rancho Santa Margarita, California 92688

tel 949-546-8000 | fax 949-546-8001 | www.abracon.com

FULL SIZE DIP LOW VOLTAGE 3.3V CRYSTAL CLOCK OSCILLATOR

ACOL Series

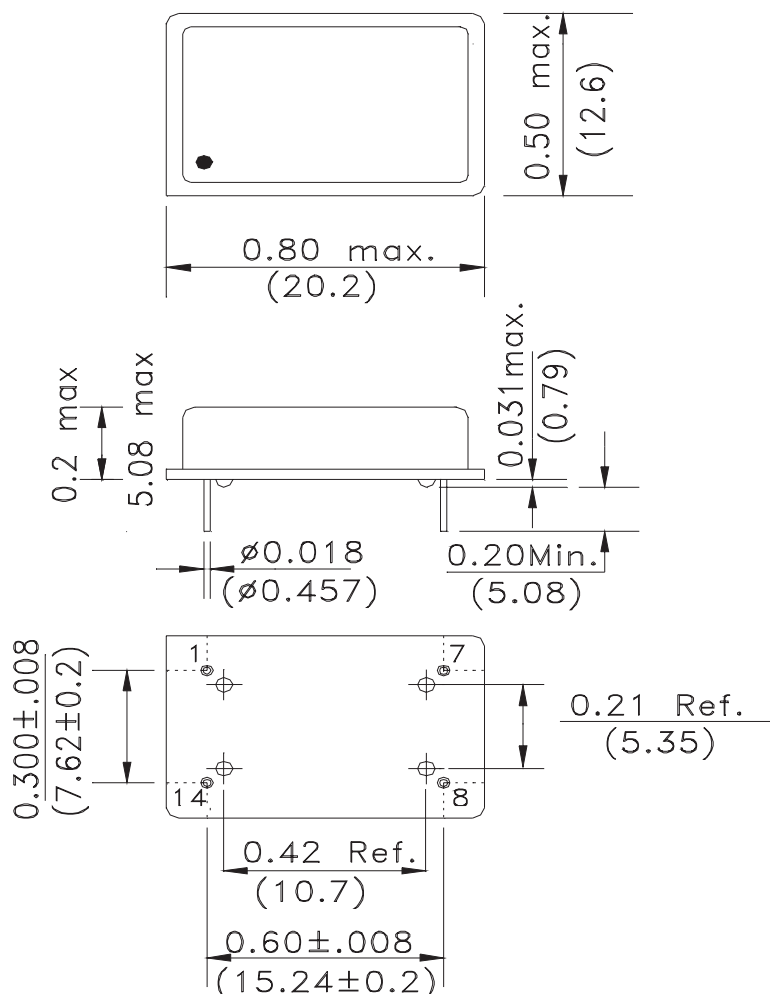


RoHS
Compliant



20.2 x 12.6 x 5.08 mm

OUTLINE DIMENSIONS:



The height of the package vary depending on the frequency >100MHz.
Please contact ABRACON for the height information for F>100MHz.

| PIN | FUNCTION |
|-----|----------------|
| 1 | NC or Tristate |
| 7 | GND/Case |
| 8 | Output |
| 14 | VDD |

Note: Recommend using an approximately
0.01uF bypass capacitor between PIN 7 and 14

Dimensions: inches (mm)

ATTENTION: Abracon Corporation's products are COTS – Commercial-Off-The-Shelf products; suitable for Commercial, Industrial and, where designated, Automotive Applications. Abracon's products are not specifically designed for Military, Aviation, Aerospace, Life-dependant Medical applications or any application requiring high reliability where component failure could result in loss of life and/or property. For applications requiring high reliability and/or presenting an extreme operating environment, written consent and authorization from Abracon Corporation is required. Please contact Abracon Corporation for more information.

ABRACON IS
ISO9001:2008
CERTIFIED



ABRACON
CORPORATION

Visit www.abracon.com for Terms & Conditions of Sale **Revised: 08.18.10**

30332 Esperanza, Rancho Santa Margarita, California 92688

tel 949-546-8000 | fax 949-546-8001 | www.abracon.com