

HC49/U, HC51/U CRYSTAL

AB



RoHS
Compliant



11.5 x 5.0 x 13.5 mm

FEATURES:

- High precision availability
- Resistance welded
- Ideal for large pullability application
- Wide frequency range

APPLICATIONS:

- CPU, Memory
- Computer, printer
- Data communication (1MHz)
- Data input - output machine (1MHz)

STANDARD SPECIFICATIONS:

PARAMETERS

ABRACON P/N:	AB Series
Frequency range:	1.8432 MHz to 60 MHz (HC49/U) 850 kHz to 1.800 MHz (HC51/U)
Operation mode: (see options)	850 kHz - 24.000MHz (Fundamental), 24.01MHz - 66.00MHz (3rd OT), 66.01MHz - 122.00MHz (5th OT), 122.01MHz - 160.00MHz (7th OT)
Operating temperature:	0° C to + 70° C (see options)
Storage temperature:	-55°C to +125°C
Frequency tolerance:	± 50 ppm max. (see options)
Frequency stability over the operating temperature (Ref to +25° C):	± 100 ppm max. (see options)
Equivalent series resistance (R1):	see table 1
Shunt capacitance C0:	7 pF max.
Load capacitance CL:	18 pF (see options)
Drive level:	1 mW max., 100µW Typical
Aging @ 25° C per a year :	± 5 ppm max.
Insulation resistance:	500 M Ω min. at 100Vdc ± 15V
Drive level dependency (DLD), minimum 7 points tested:	from 1µW to 500µW. Change in frequency (Maximum - Minimum) over DLD range < ±10ppm Change in ESR (Maximum - Minimum) over DLD range < 25% of Max ESR value. Maximum ESR over DLD range < Max ESR value.

TABLE 1: ESR

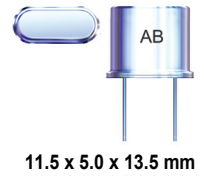
FREQUENCY (MHz)	Operation Mode	ESR (Ω) max	
1.000 - 1.799	HC49/U Fund	2000	
1.800 - 1.999		750	
2.000 - 2.399		550	
2.400 - 2.999		350	
3.000 - 3.699		200	
3.700 - 4.199		100	
4.200 - 4.899		70	
4.900 - 5.999		50	
6.000 - 7.999		40	
8.000 - 9.999		35	
10.000 - 12.499		30	
12.50 - 50.00		25	
24.00 - 66.00		HC49/U (3rd OT)	40
66.01 - 122.0		HC49/U (5th OT)	80
122.01 - 160	HC49/U (7th OT)	120	
850 kHz - 899 kHz Fund	HC51/U	1000	
900 kHz - 1.5 MHz Fund		800	

HC49/U, HC51/U CRYSTAL

AB



RoHS
Compliant



11.5 x 5.0 x 13.5 mm

OPTIONS AND PART IDENTIFICATION:

[Left blank if standard]

AB - Frequency - [] - R[][][] - [] - [] - [] - [] - [] - [] - [] - []

Frequency
XX.XXXX MHz

Load Capacitance
Please specify CL in pF or S for Series (minimum 10pF)

ESR
RXXX (Value in Ω)

Table 2

CODES	TRIMMED L in(mm)
Q45	0.45 (11.43)
Q40	0.40 (10.16)
Q35	0.35 (8.89)
Q30	0.30 (7.62)
Q25	0.25 (6.35)
Q20	0.20 (5.08)
Q15	0.15 (3.81)
Q10	0.10 (2.54)
Q115	0.115 (2.92)

Use appropriate code numbers for other trimmed lengths not listed.
(Ex: Q14 for 0.14 inch (3.55 mm))

Operating Temp.	Operating Temp.
A	-10°C to +60°C
B	-20°C to +70°C
C	-30°C to +70°C
N	-30°C to +85°C
D	-40°C to +85°C

Freq. Tolerance	Freq. Tolerance
1	± 10 ppm
7	± 15 ppm
2	± 20 ppm
3	± 25 ppm
4	± 30 ppm

Freq. Stability	Freq. Stability
options for AT-Cut only*	
U	± 10 ppm**
G	± 15 ppm
X	± 20 ppm
W	± 25 ppm
Y	± 30 ppm
H	± 35 ppm
Z	± 50 ppm

*: Frequency stability ± 100 ppm max. at -10° C to +60° C only for BT cut.
Value added options L1, L2 must be accompanied with packing option TY.
**: -10°C to +60°C only

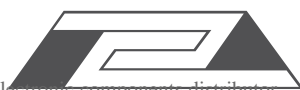
Packaging	Packaging
T	Tape & Reel
P	Foam
TY	Tray packing

Quality factor option	Quality factor option
QXXXk	value in minimum

Quality factor must be accompanied by a k value

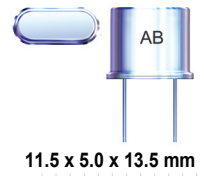
Value Added	Value Added
I	Insulator Tab
V	Vinyl Sleeve
QXX	Trimmed leads See Table 2
L1	3rd lead soldered
L2	Middle 3rd lead
M	formed leads for surface-mount
MJ	Metal jacket

Operation Mode	Operation Mode
F	Fund. AT>24MHz
FB	Fund. BT>24MHz
O	3rd OT>66MHz



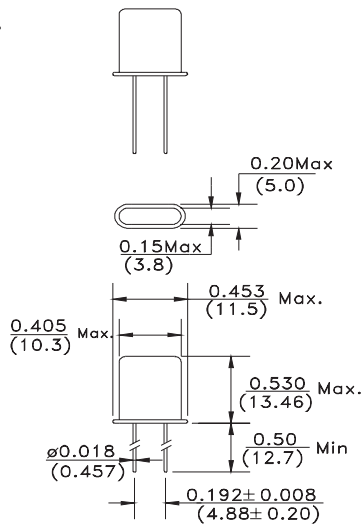
HC49/U, HC51/U CRYSTAL

AB

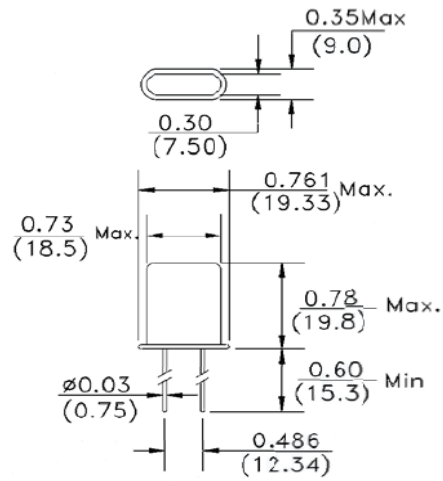


OUTLINE DIMENSIONS

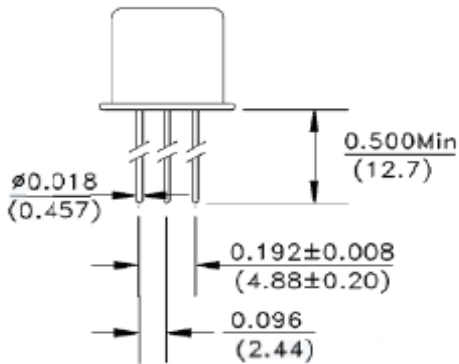
HC49U:



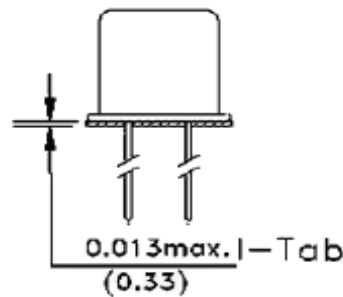
HC51U:



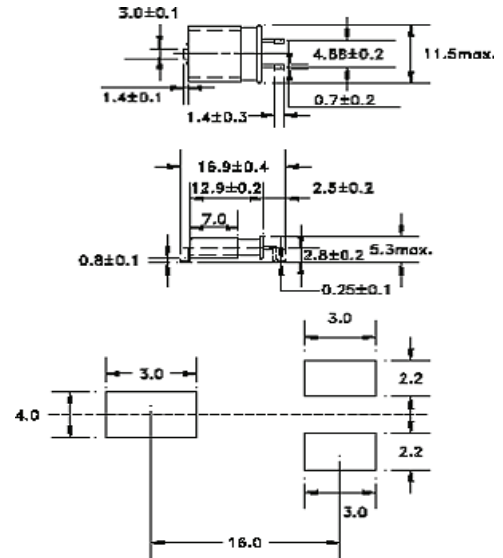
Middle Third Lead For Option L2



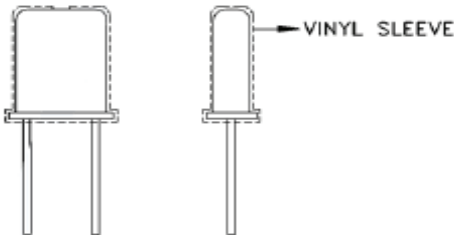
Insulator Tab For Option I



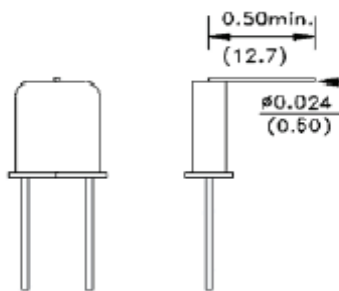
Metal Jacket Formed Leads Option MJ



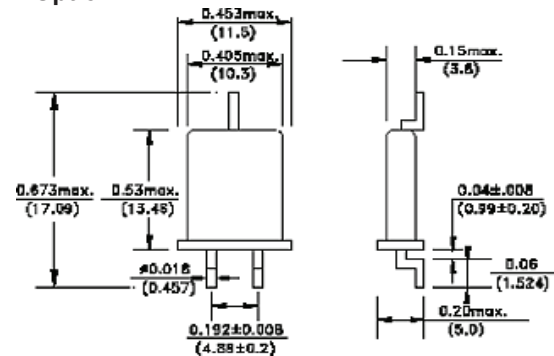
Vinyl Sleeve For Option V



Third-Lead For Option Land L1



Formed Leads Option M



Dimension : inch (mm)

ABRACON IS
ISO 9001 / QS 9000
CERTIFIED



ABRACON
CORPORATION

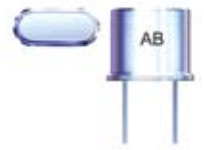
Visit www.abracon.com for Terms & Conditions of Sale **Revised: 09.02.10**
30332 Esperanza, Rancho Santa Margarita, California 92688
tel 949-546-8000 | fax 949-546-8001 | www.abracon.com

HC49/U, HC51/U CRYSTAL

AB

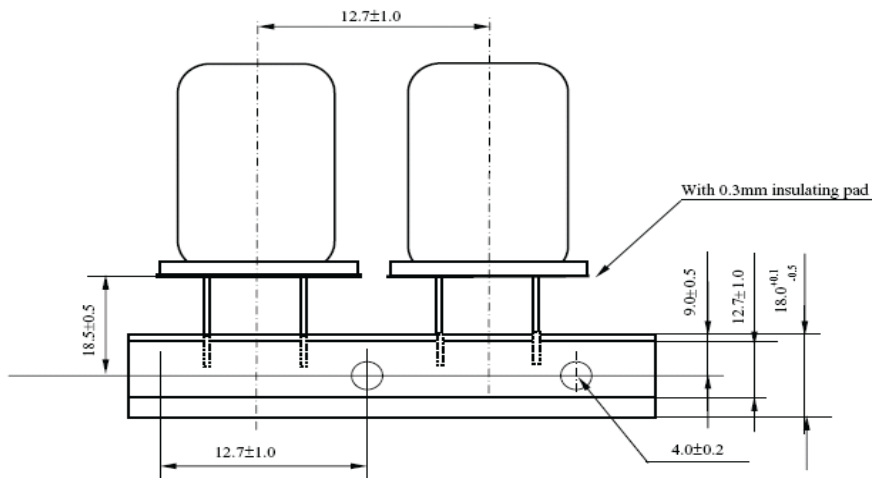
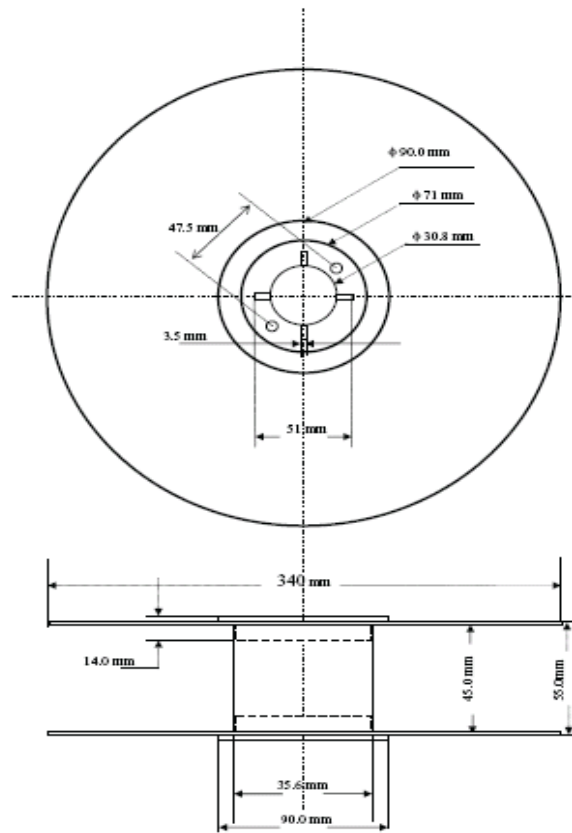


RoHS
Compliant



11.5 x 5.0 x 13.5 mm

TAPE & REEL: 1000pcs/reel



Dimension : mm

ATTENTION: Abracon Corporation's products are COTS – Commercial-Off-The-Shelf products; suitable for Commercial, Industrial and, where designated, Automotive Applications. Abracon's products are not specifically designed for Military, Aviation, Aerospace, Life-dependant Medical applications or any application requiring high reliability where component failure could result in loss of life and/or property. For applications requiring high reliability and/or presenting an extreme operating environment, written consent and authorization from Abracon Corporation is required. Please contact Abracon Corporation for more information.

ABRACON IS
ISO 9001 / QS 9000
CERTIFIED



ABRACON
CORPORATION

Visit www.abracon.com for Terms & Conditions of Sale **Revised: 09.02.10**
30332 Esperanza, Rancho Santa Margarita, California 92688
tel 949-546-8000 | fax 949-546-8001 | www.abracon.com