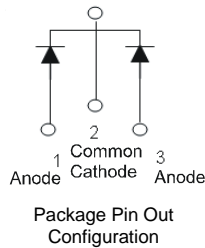


Features

- Low Forward Voltage Drop
- Excellent High Temperature Stability
- Patented Super Barrier Rectifier Technology
- Soft, Fast Switching Capability
- **Lead Free Finish, RoHS Compliant (Note 2)**

Mechanical Data

- Case: TO-3P/TO-247AB
- Case Material: Molded Plastic, UL Flammability Classification Rating 94V-0
- Moisture Sensitivity: Level 1 per J-STD-020
- Terminals: Finish — Bright Tin. Plated Leads Solderable per MIL-STD-202, Method 208 ③
- Polarity: As Marked on Body
- Marking Information: See Page 2
- Ordering Information: See Page 2
- Weight: 5.6 grams (approximate)



Maximum Ratings @T_A = 25°C unless otherwise specified

Single phase, half wave, 60Hz, resistive or inductive load.
 For capacitance load, derate current by 20%.

Characteristic	Symbol	Value	Unit
Peak Repetitive Reverse Voltage	V _{RRM}	300	V
Working Peak Reverse Voltage	V _{RWM}		
DC Blocking Voltage	V _{RM}		
RMS Reverse Voltage	V _{R(RMS)}	212	V
Average Rectified Output Current @ T _C = 140°C	I _O	60	A
Non-Repetitive Peak Forward Surge Current 8.3ms Single Half Sine-Wave Superimposed on Rated Load	I _{FSM}	300	A

Thermal Characteristics

Characteristic	Symbol	Value	Unit
Maximum Thermal Resistance (per leg) (Note 3)	R _{θJC}	1.0	°C/W
Maximum Thermal Resistance (total) (Note 3)	R _{θJC}	0.55	
Operating and Storage Temperature Range	T _J , T _{STG}	-65 to +175	°C

Electrical Characteristics @T_A = 25°C unless otherwise specified

Characteristic	Symbol	Min	Typ	Max	Unit	Test Condition
Reverse Breakdown Voltage (Note 1)	V _{(BR)R}	300	-	-	V	I _R = 100μA
Forward Voltage Drop (per leg)	V _F	-	0.89 0.78	0.94 0.82	V	I _F = 30A, T _J = 25°C I _F = 30A, T _J = 125°C
Leakage Current (Note 1)	I _R	-	9 2	100 10	μA mA	V _R = 300V, T _J = 25°C V _R = 300V, T _J = 125°C
Reverse Recovery Time	t _{rr}	-	32 26	50 35	ns	I _F = 0.5A, I _R = 1A, I _{RR} = 0.25A I _F = 1A, V _R = 30V di/dt = 100A/μs, T _J = 25°C

Notes: 1. Short duration pulse test used to minimize self-heating effect.
 2. EU Directive 2002/95/EC (RoHS). All applicable RoHS exemptions applied. Please visit our website at http://www.diodes.com/products/lead_free.html.
 3. Device mounted on heatsink (Black Aluminum, 37mm x 15mm x 50mm)

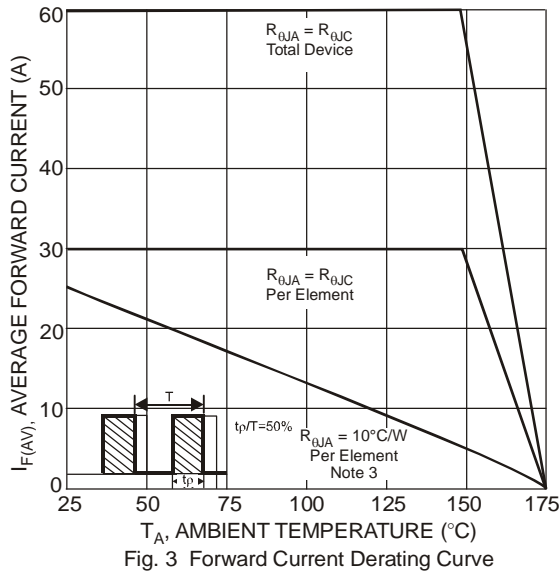
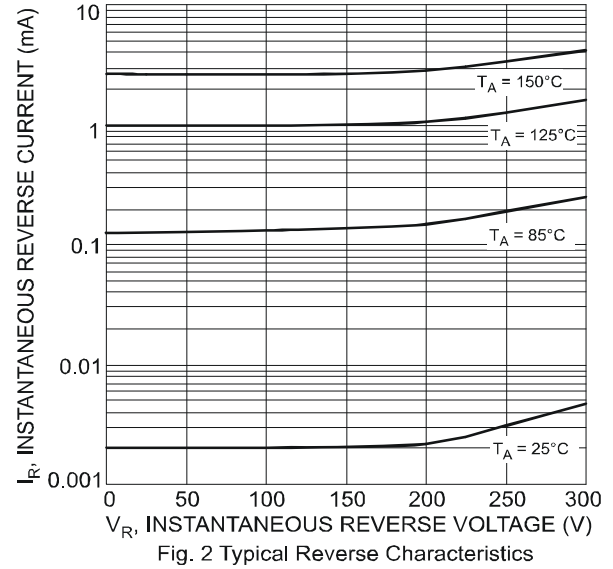
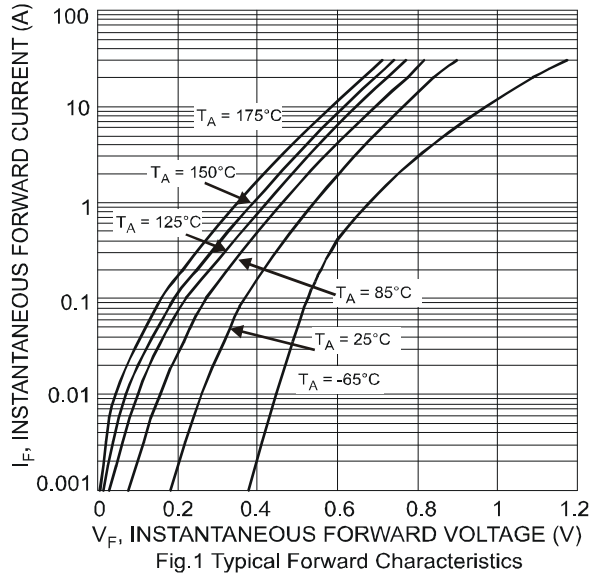
SBR is a registered trademark of Diodes Incorporated.

SBR60A300PT

Document number: DS31089 Rev. 6 - 2

1 of 3
www.diodes.com

November 2009
 © Diodes Incorporated

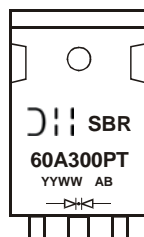


Ordering Information (Note 4)

Part Number	Case	Packaging
SBR60A300PT	TO-3P	30 pieces/tube

Notes: 4. For packaging details, go to our website at <http://www.diodes.com/datasheets/ap02007.pdf>.

Marking Information



SBR60A300PT = Product Type Marking Code
AB = Foundry and Assembly Code
YYWW = Date Code Marking
YY = Last two digits of year (ex: 07 = 2007)
WW = Week (01-52)

SBR is a registered trademark of Diodes Incorporated.

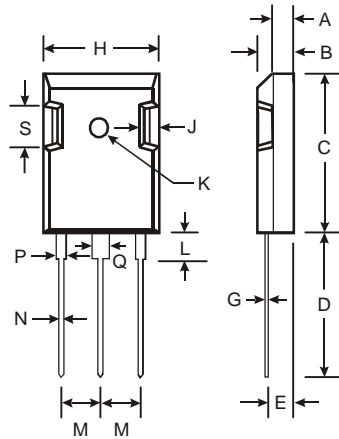
SBR60A300PT

Document number: DS31089 Rev. 6 - 2

2 of 3
www.diodes.com

November 2009
© Diodes Incorporated

Package Outline Dimensions



TO-3P		
Dim	Min	Max
A	1.9	2.1
B	4.85	5.15
C	20.3	21.75
D	19.60	20.1
E	2.2	2.6
G	0.51	0.76
H	15.45	16.25
J	1.93	2.18
K	2.9Ø	3.2Ø
L	3.78	4.38
M	5.2	5.7
N	1.0	1.4
P	1.8	2.2
Q	2.8	3.2
S	4.4 Typ	
All Dimensions in mm		

IMPORTANT NOTICE

DIODES INCORPORATED MAKES NO WARRANTY OF ANY KIND, EXPRESS OR IMPLIED, WITH REGARDS TO THIS DOCUMENT, INCLUDING, BUT NOT LIMITED TO, THE IMPLIED WARRANTIES OF MERCHANTABILITY AND FITNESS FOR A PARTICULAR PURPOSE (AND THEIR EQUIVALENTS UNDER THE LAWS OF ANY JURISDICTION).

Diodes Incorporated and its subsidiaries reserve the right to make modifications, enhancements, improvements, corrections or other changes without further notice to this document and any product described herein. Diodes Incorporated does not assume any liability arising out of the application or use of this document or any product described herein; neither does Diodes Incorporated convey any license under its patent or trademark rights, nor the rights of others. Any Customer or user of this document or products described herein in such applications shall assume all risks of such use and will agree to hold Diodes Incorporated and all the companies whose products are represented on Diodes Incorporated website, harmless against all damages.

Diodes Incorporated does not warrant or accept any liability whatsoever in respect of any products purchased through unauthorized sales channel. Should Customers purchase or use Diodes Incorporated products for any unintended or unauthorized application, Customers shall indemnify and hold Diodes Incorporated and its representatives harmless against all claims, damages, expenses, and attorney fees arising out of, directly or indirectly, any claim of personal injury or death associated with such unintended or unauthorized application.

Products described herein may be covered by one or more United States, international or foreign patents pending. Product names and markings noted herein may also be covered by one or more United States, international or foreign trademarks.

LIFE SUPPORT

Diodes Incorporated products are specifically not authorized for use as critical components in life support devices or systems without the express written approval of the Chief Executive Officer of Diodes Incorporated. As used herein:

A. Life support devices or systems are devices or systems which:

1. are intended to implant into the body, or
2. support or sustain life and whose failure to perform when properly used in accordance with instructions for use provided in the labeling can be reasonably expected to result in significant injury to the user.

B. A critical component is any component in a life support device or system whose failure to perform can be reasonably expected to cause the failure of the life support device or to affect its safety or effectiveness.

Customers represent that they have all necessary expertise in the safety and regulatory ramifications of their life support devices or systems, and acknowledge and agree that they are solely responsible for all legal, regulatory and safety-related requirements concerning their products and any use of Diodes Incorporated products in such safety-critical, life support devices or systems, notwithstanding any devices- or systems-related information or support that may be provided by Diodes Incorporated. Further, Customers must fully indemnify Diodes Incorporated and its representatives against any damages arising out of the use of Diodes Incorporated products in such safety-critical, life support devices or systems.

Copyright © 2009, Diodes Incorporated

www.diodes.com

SBR is a registered trademark of Diodes Incorporated.

SBR60A300PT

Document number: DS31089 Rev. 6 - 2

3 of 3

www.diodes.com

November 2009

© Diodes Incorporated