

Glass Passivated Bridge Rectifiers

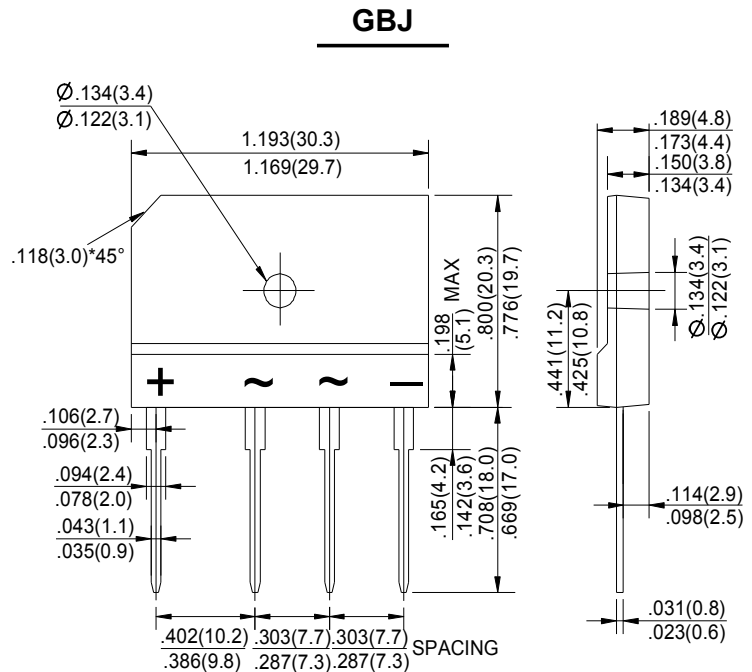
GBJ20005-G thru GBJ2010-G

"-G" : RoHS Device

REVERSE VOLTAGE - 50 to 1000V
FORWARD CURRENT - 20 A

FEATURES

- Rating to 1000V PRV
- Ideal for printed circuit board
- Low forward voltage drop, high current capability
- Reliable low cost construction utilizing molded plastic technique results in inexpensive product
- The plastic material has UL flammability classification 94V-0



MAXIMUM RATINGS AND ELECTRICAL CHARACTERISTICS

Rating at 25°C ambient temperature unless otherwise specified.

Single phase, half wave, 60Hz, resistive or inductive load.

For capacitive load, derate current by 20%

CHARACTERISTICS	SYMBOL	GBJ 20005	GBJ 2001	GBJ 2002	GBJ 2004	GBJ 2006	GBJ 2008	GBJ 2010	UNIT	
Maximum Recurrent Peak Reverse Voltage	V _{RRM}	50	100	200	400	600	800	1000	V	
Maximum RMS Voltage	V _{RMS}	35	70	140	280	420	560	700	V	
Maximum DC Blocking Voltage	V _{DC}	50	100	200	400	600	800	1000	V	
Maximum Average Forward Rectified Current @ T _c =100°C (without heatsink)	I _(AV)					20.0				A
Peak Forward Surge Current 8.3ms Single Half Sine-Wave Super Imposed on Rated Load (JEDEC Method)	I _{FSM}					260				A
Maximum Forward Voltage at 10.0A DC	V _F					1.1				V
Maximum DC Reverse Current at Rated DC Blocking Voltage @ T _J =25°C	I _R					10.0				µA
						500				
I ² t Rating for Fusing (t<8.3ms)	I ² t					240				A ² s
Typical Junction Capacitance Per Element (Note1)	C _J					60				pF
Typical Thermal Resistance (Note2)	R _{θJC}					0.8				°C/W
Operating Temperature Range	T _J					-55 to +150				°C
Storage Temperature Range	T _{STG}					-55 to +150				°C

NOTES: 1. Measured at 1.0MHz and applied reverse voltage of 4.0V DC.

2. Device mounted on 300mm*300mm*1.6mm cu plate heatsink.

RATINGS AND CHARACTERISTIC CURVES GBJ20005-G thru GBJ2010-G

FIG.1-FORWARD CURRENT DERATING CURVE

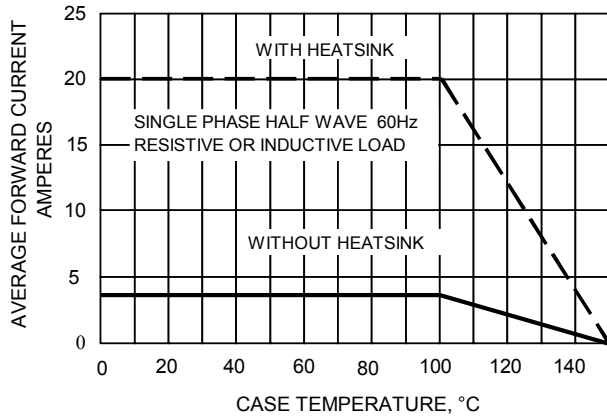


FIG.2-MAXMUN NON-REPETITIVE SURGE CURRENT

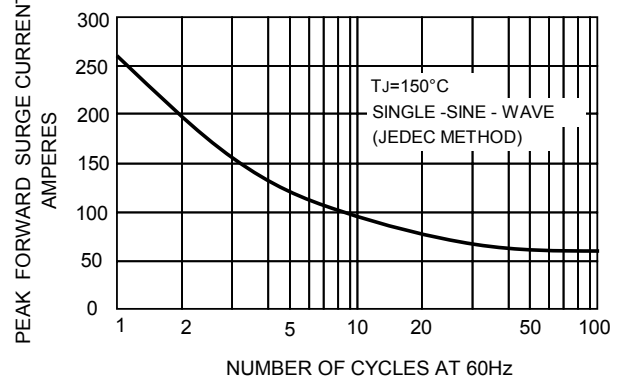


FIG.3-TYPICAL JUNCTION CAPACITANCE

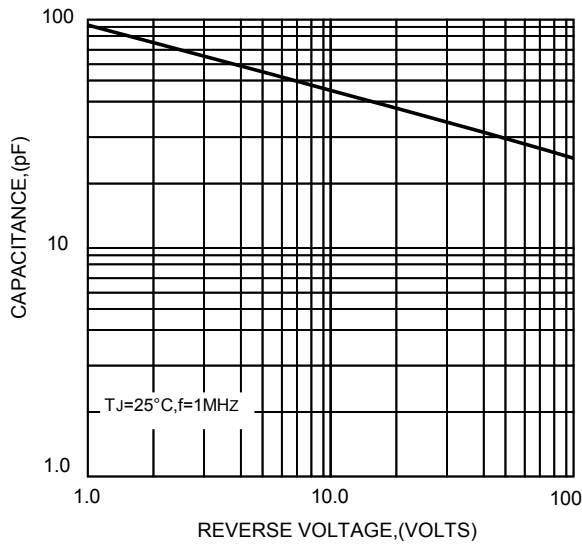


FIG.4-TYPICAL FORWARD CHARACTERISTICS

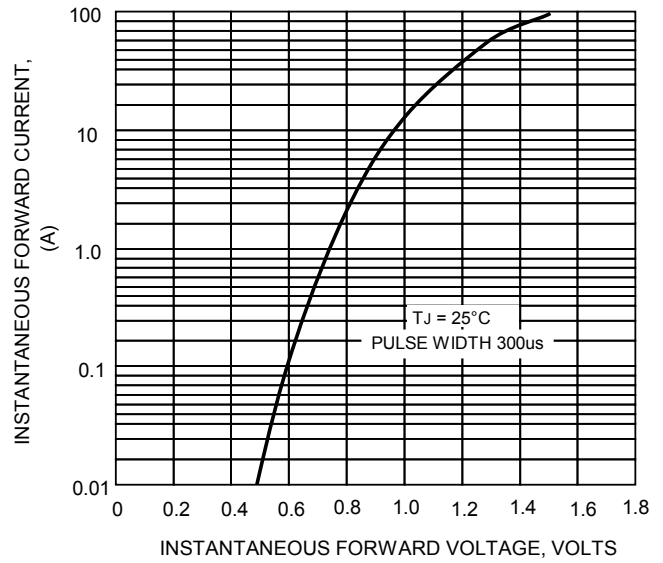


FIG.5-TYPICAL REVERSE CHARACTERISTICS

