

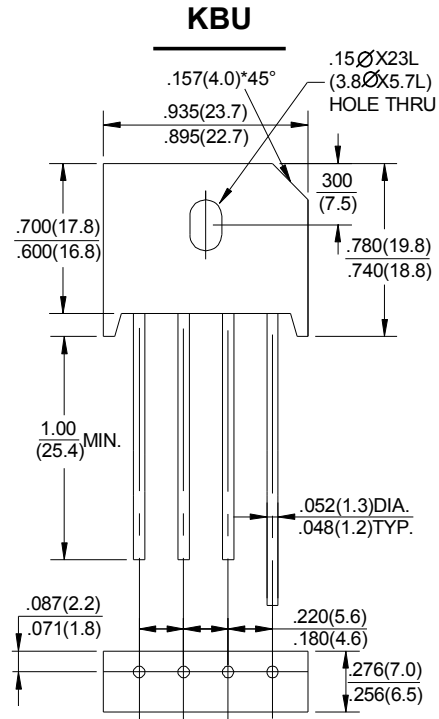
## KBU10005-G thru KBU1010-G

"-G" : RoHS Device

REVERSE VOLTAGE - 50 to 1000Volts  
FORWARD CURRENT - 10.0 Amperes

### FEATURES

- Surge overload rating -240 amperes peak
- Ideal for printed circuit board
- Reliable low cost construction utilizing molded plastic technique
- Plastic material has U/L flammability classification 94V-0
- Mounting position:Any



Dimensions in inches and (millimeters)

### MAXIMUM RATINGS AND ELECTRICAL CHARACTERISTICS

Rating at 25°C ambient temperature unless otherwise specified.

Single phase, half wave ,60Hz, resistive or inductive load.

For capacitive load, derate current by 20%

CHARACTERISTICS	SYMBOL	KBU 10005	KBU 1001	KBU 1002	KBU 1004	KBU 1006	KBU 1008	KBU 1010	UNIT	
Maximum Recurrent Peak Reverse Voltage	V <sub>RRM</sub>	50	100	200	400	600	800	1000	V	
Maximum RMS Voltage	V <sub>RMS</sub>	35	70	140	280	420	560	700	V	
Maximum DC Blocking Voltage	V <sub>DC</sub>	50	100	200	400	600	800	1000	V	
Maximum Average Forward (with heatsink Note 1) Rectified Current @ T <sub>C</sub> =100°C (without heatsink)	I <sub>(AV)</sub>	10.0							3.0	A
Peak Forward Surge Current 8.3ms Single Half Sine-Wave Super Imposed on Rated Load (JEDEC Method)	I <sub>FSM</sub>	240								A
Maximum Forward Voltage at 5.0A DC	V <sub>F</sub>	1.0								V
Maximum DC Reverse Current @ T <sub>J</sub> =25°C at Rated DC Blocking Voltage @ T <sub>J</sub> =125°C	I <sub>R</sub>	10							500	µA
Operating Temperature Range	T <sub>J</sub>	-55 to+125								°C
Storage Temperature Range	T <sub>STG</sub>	-55 to+150								°C

NOTES: 1.Device mounted on 100mm\*100mm\*1.6mm Cu plate heatsink.

## RATINGS AND CHARACTERISTIC CURVES KBU10005-G thru KBU1010-G

FIG.1-MAXIMUM FORWARD SURGE CURRENT

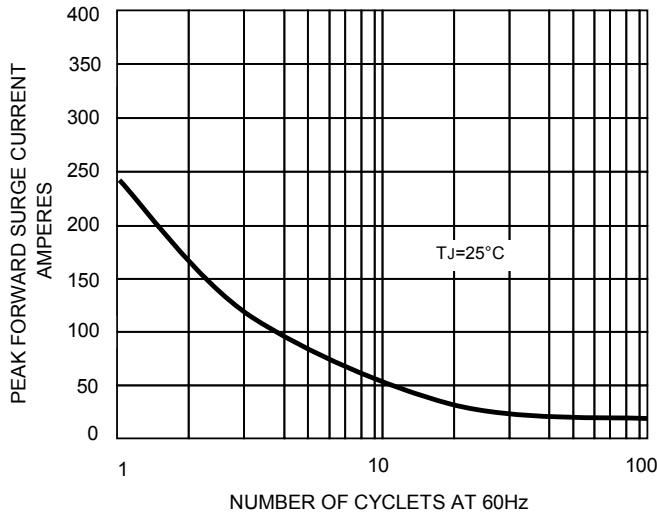


FIG. 2 – DERATING CURVE OUTPUT RECTIFIED CURRENT

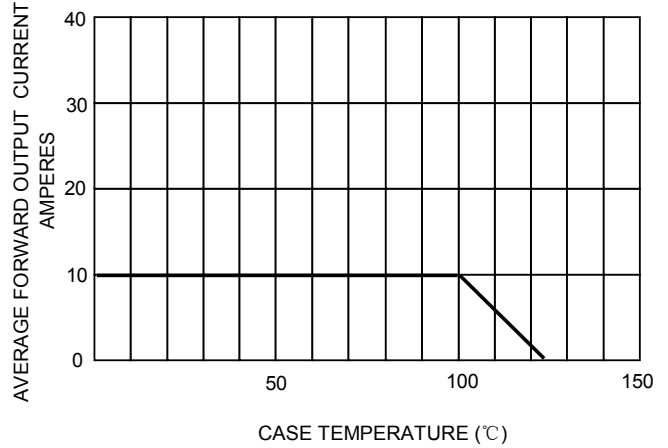


FIG.3- TYPICAL FORWARD CHARACTERISTICS

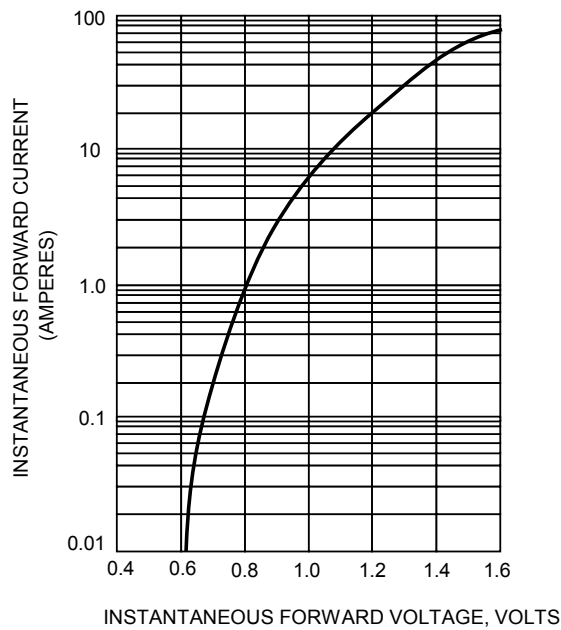


FIG.4- TYPICAL REVERSE CHARACTERISTICS

