



Micro Commercial Components

Micro Commercial Components  
 20736 Marilla Street Chatsworth  
 CA 91311  
 Phone: (818) 701-4933  
 Fax: (818) 701-4939

# GBU8A THRU GBU8M

## Features

- Case Material: Molded Plastic. UL Flammability Classification Rating 94V-0 and MSL Rating 1
- Glass Passivated Chip Junction
- High Surge Overload Rating
- Lead Free Finish/RoHS Compliant (NOTE 1) ("P" Suffix designates RoHS Compliant. See ordering information)

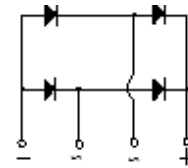
## Maximum Ratings

- Operating Temperature: -55°C to +150°C
- Storage Temperature: -55°C to +150°C
- Typical Thermal Resistance 2.2°C/W Junction to Case
- UL Recognized File # E165989

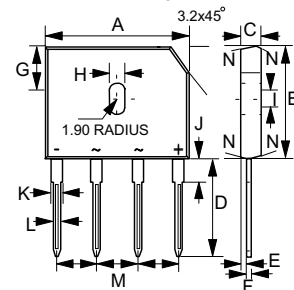
MCC Part Number	Device Marking	Maximum Recurrent Peak Reverse Voltage	Maximum RMS Voltage	Maximum DC Blocking Voltage
GBU8A	GBU8A	50V	35V	50V
GBU8B	GBU8B	100V	70V	100V
GBU8D	GBU8D	200V	140V	200V
GBU8G	GBU8G	400V	280V	400V
GBU8J	GBU8J	600V	420V	600V
GBU8K	GBU8K	800V	560V	800V
GBU8M	GBU8M	1000V	700V	1000V

## 8 Amp Single Phase Glass Passivated Bridge Rectifier 50 to 1000 Volts

### GBU



#### Case Style



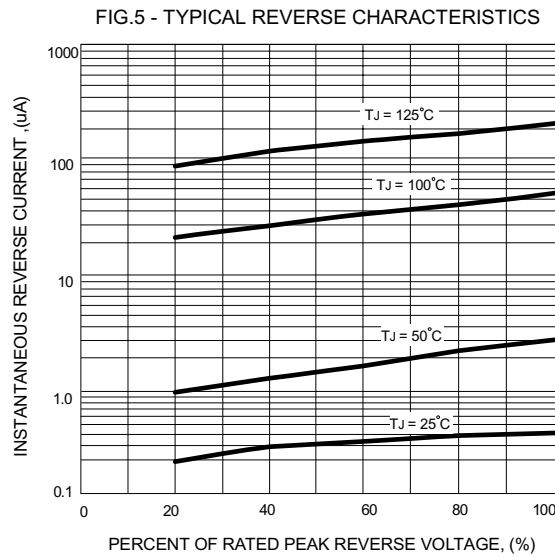
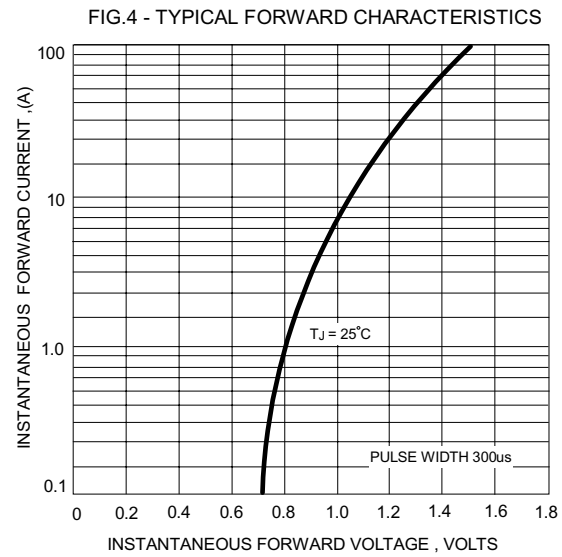
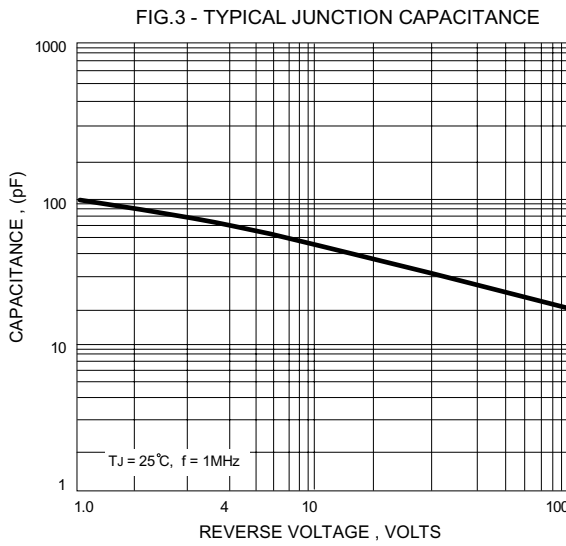
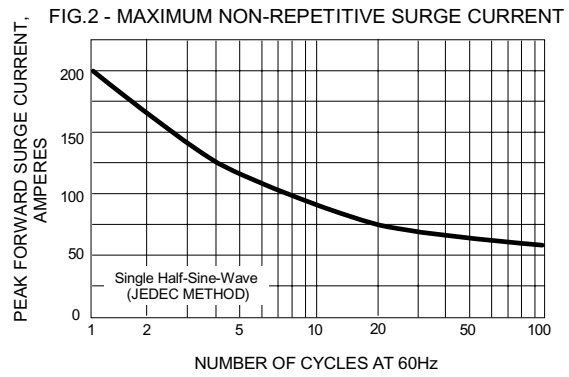
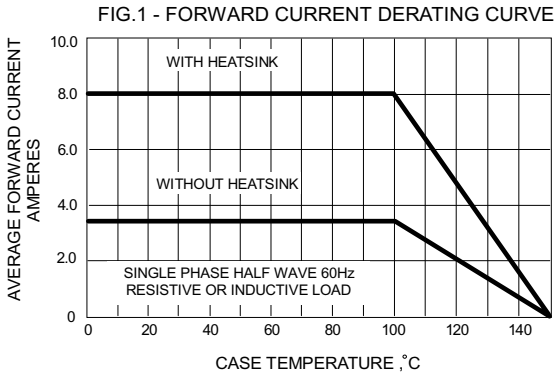
## Electrical Characteristics @ 25°C Unless Otherwise Specified

Average Forward Current	$I_{F(AV)}$	8 A	$T_c = 100^\circ\text{C}$
Peak Forward Surge Current	$I_{FSM}$	200A	8.3ms, half sine
Maximum Instantaneous Forward Voltage	$V_F$	1.0V	$I_{FM}=4\text{A}$ $T_J = 25^\circ\text{C}$
Maximum DC Reverse Current At Rated DC Blocking Voltage	$I_R$	5 $\mu\text{A}$ 500 $\mu\text{A}$	$T_J = 25^\circ\text{C}$ $T_J = 125^\circ\text{C}$
$I^2t$ Rating for fusing	$I^2t$	166A <sup>2</sup> S	( $t < 8.3\text{ms}$ )
Typical Junction Capacitance	$C_J$	60pF	Measured at 1.0MHz, $V_R=4.0\text{V}$

Notes: 1. High Temperature Solder Exemption Applied, see EU Directive Annex Notes 7

DIM	DIMENSIONS				NOTE
	INCHES		MM		
A	.860	.880	21.80	22.30	
B	.720	.740	18.30	18.80	
C	.130	.140	3.30	3.56	
D	.690	.710	17.50	18.00	
E	.030	.039	0.76	1.00	
F	.018	.022	0.46	0.56	
G	.290	.310	7.40	7.90	
H	.140	.160	3.50	4.10	
I	.065	.085	1.65	2.16	
J	.089	.108	2.25	2.75	
K	.077	.093	1.95	2.35	
L	.040	.050	1.02	1.27	
M	.190	.210	4.83	5.33	
N	7.0° TYPICAL				

[www.mccsemi.com](http://www.mccsemi.com)





Micro Commercial Components

## Ordering Information

Device	Packing
(Part Number)-BP	Bulk;20pcs/Tube

**\*\*\*IMPORTANT NOTICE\*\*\***

*Micro Commercial Components Corp.* reserves the right to make changes without further notice to any product herein to make corrections, modifications, enhancements, improvements, or other changes. *Micro Commercial Components Corp.* does not assume any liability arising out of the application or use of any product described herein; neither does it convey any license under its patent rights, nor the rights of others. The user of products in such applications shall assume all risks of such use and will agree to hold *Micro Commercial Components Corp.* and all the companies whose products are represented on our website, harmless against all damages.

**\*\*\*APPLICATIONS DISCLAIMER\*\*\***

Products offer by *Micro Commercial Components Corp.* are not intended for use in Medical, Aerospace or Military Applications.

---

[www.mccsemi.com](http://www.mccsemi.com)