



Micro Commercial Components

Micro Commercial Components
 20736 Marilla Street Chatsworth
 CA 91311
 Phone: (818) 701-4933
 Fax: (818) 701-4939

W005M THRU W10M

Features

- Low Profile Package
- Any Mounting Position
- Silver Plated Copper Leads
- Surge Overload Rating Of 50 Amps
- UL Recognized File # E165989

1.5 Amp Single Phase Bridge Rectifier 50 to 1000 Volts

Maximum Ratings

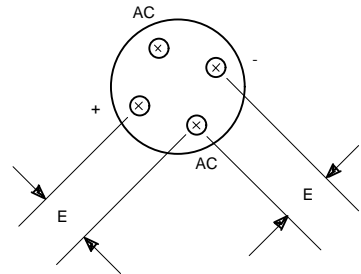
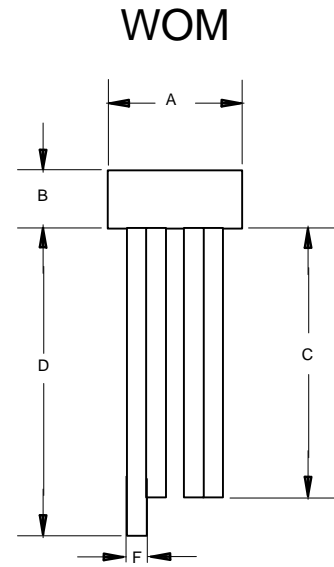
- Operating Temperature: -55°C to +125°C
- Storage Temperature: -55°C to +150°C

MCC Catalog Number	Device Marking	Maximum Recurrent Peak Reverse Voltage	Maximum RMS Voltage	Maximum DC Blocking Voltage
W005M	W005M	50V	35V	50V
W01M	W01M	100V	70V	100V
W02M	W02M	200V	140V	200V
W04M	W04M	400V	280V	400V
W06M	W06M	600V	420V	600V
W08M	W08M	800V	560V	800V
W10M	W10M	1000V	700V	1000v

Electrical Characteristics @ 25°C Unless Otherwise Specified

Average Forward Current	$I_{F(AV)}$	1.5A	$T_J = 25^\circ\text{C}$
Peak Forward Surge Current	I_{FSM}	50A	8.3ms, half sine
Maximum Forward Voltage Drop Per Element	V_F	1.0V	$I_{FM} = 1.5\text{A}; T_J = 25^\circ\text{C}^*$
Maximum DC Reverse Current At Rated DC Blocking Voltage	I_R	10µA 1mA	$T_J = 25^\circ\text{C}$ $T_J = 100^\circ\text{C}$

*Pulse test: Pulse width 300 µsec, Duty cycle 1%



DIM	INCHES		MM		NOTE
	MIN	MAX	MIN	MAX	
A	----	.358	-----	9.10	
B	----	.225	-----	5.70	
C	1.000	---	25.40	---	
D	1.098	---	27.90	---	
E	.180	.220	4.60	5.60	
F	.028	.032	0.71	0.81	

W005M thru W10M

Figure 1
Typical Forward Characteristics

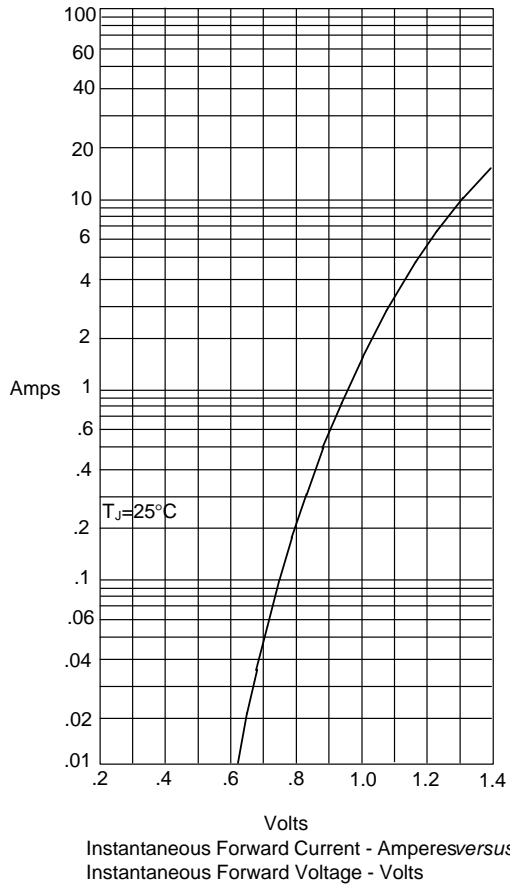


Figure 2
Typical Reverse Characteristics

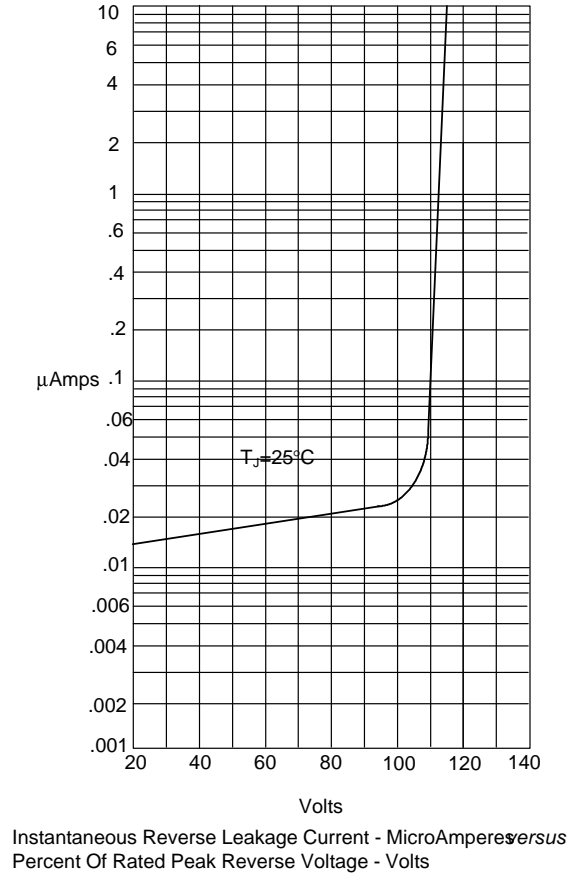


Figure 3
Forward Derating Curve

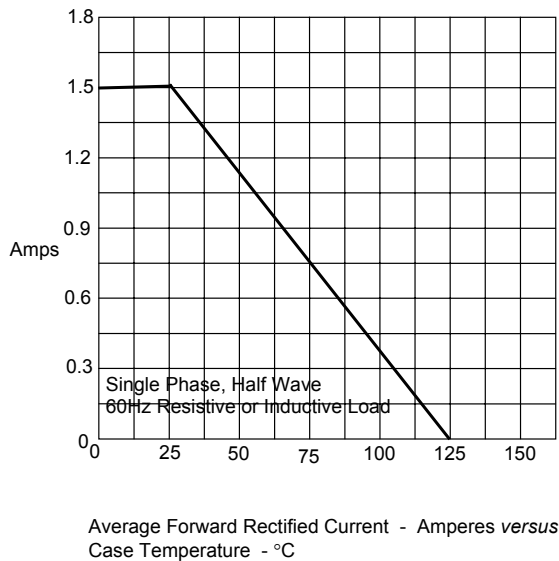


Figure 4
Peak Forward Surge Current

