


Laser Diode on Submount 2.0 W cw (C-Mount) Laser Diode in offener Bauform 2.0 W cw (C-Mount)

SPL CG81-2S



Besondere Merkmale

- Effiziente Strahlungsquelle für Dauerstrich- und gepulsten Betriebsmodus
- Zuverlässige InGa(Al)As kompressiv verspannte Quantenfilm-Struktur
- Neue optimierte Einzel-Quantenfilm-Struktur
- Verbesserte Zuverlässigkeit, niedrige Laserschwelle, höhere Effizienz
- Laterale Austrittsöffnung 200 µm
- Kleiner Kupfer-Kühlkörper (C-Typ) für OEM Design

Anwendungen

- Pumpen von Faser-Lasern und -verstärkern (Er, Yb, ...)
- Pumpen von Festkörperlaser (Nd: YAG, Yb: YAG, ...)
- Löten, Erwärmen, Beleuchten
- Drucken, Markieren, Oberflächenbearbeitung
- Medizinische Anwendungen
- Test- und Messsysteme

Sicherheitshinweise

Je nach Betriebsart emittieren diese Bauteile hochkonzentrierte, nicht sichtbare Infrarot-Strahlung, die gefährlich für das menschliche Auge sein kann. Produkte, die diese Bauteile enthalten, müssen gemäß den Sicherheitsrichtlinien der IEC-Norm 60825-1 behandelt werden.

Features

- Efficient radiation source for continuous wave (cw) and pulsed operation
- Reliable InGa(Al)As strained quantum-well structure
- New optimized single quantum-well structure
- Improved reliability, low threshold current, higher efficiency
- Lateral laser aperture 200 µm
- Small C-type copper submount for OEM designs

Applications

- Pumping of fiber lasers and amplifiers (Er, Yb, ...)
- Pumping of solid state lasers (Nd: YAG, Yb: YAG, ...)
- Soldering, heating, illumination
- Printing, marking, surface processing
- Medical applications
- Testing and measurement applications

Safety Advices

Depending on the mode of operation, these devices emit highly concentrated non visible infrared light which can be hazardous to the human eye. Products which incorporate these devices have to follow the safety precautions given in IEC 60825-1 "Safety of laser products".

Typ Type	Wellenlänge ¹⁾ Wavelength ¹⁾	Bestellnummer Ordering Code
SPL CG81-2S	808 nm	Q65110A1832

¹⁾ Andere Wellenlängen oder Selektionen im Bereich von 780 nm ... 980 nm und andere Emittiergrößen sind auf Anfrage erhältlich.

Other wavelengths or selections in the range of 780 nm ... 980 nm and other emitter sizes are available on request.

Grenzwerte (kurzzeitiger Betrieb) ($T_A = 25\text{ °C}$)

Maximum Ratings (short time operation)

Parameter Parameter	Symbol Symbol	Werte Values		Einheit Unit
		min.	max.	
Ausgangsleistung (Dauerstrichbetrieb) ¹⁾²⁾ Output power (continuous wave) ¹⁾²⁾	P_{cw}	–	3.0	W
Ausgangsleistung (Quasi-Dauerstrichbetrieb) ¹⁾²⁾ ($t_p \leq 150\ \mu\text{s}$, Tastverhältnis $\leq 30\%$) Output power (quasi-continuous wave) ¹⁾²⁾ ($t_p \leq 150\ \mu\text{s}$, duty cycle $\leq 30\%$)	P_{qcw}	–	4.0	W
Sperrspannung Reverse voltage	V_R	–	3	V
Betriebstemperatur ³⁾ Operating temperature ³⁾	T_{op}	– 10	+ 60	°C
Lagertemperatur ³⁾ Storage temperature ³⁾	T_{stg}	– 40	+ 85	°C
Löttemperatur an den Anschlüssen, max. 10 s Soldering temperature at the pins, max. 10 s	T_{s1}	–	250	°C
Löttemperatur am Kupferträger, max. 10 s Soldering temp. at submount, max. 10 s	T_{s2}	–	140	°C

¹⁾ Der Betrieb bei den Grenzwerten beeinflusst die Lebensdauer.
The operation at the maximum ratings influences the life time.

²⁾ Zur Leistungsmessung wird die gesamte Lichtleistung in eine Ulbrichtkugel eingekoppelt.
Optical power is measured by coupling into an integrating sphere

³⁾ Die Entstehung von Kondensflüssigkeiten muß ausgeschlossen werden.
Bedewing has to be excluded.

Dioden Kennwerte ($T_A = 25 \text{ °C}$)
Diode Characteristics

Parameter Parameter	Symbol Symbol	Werte Values			Einheit Unit
		min.	typ.	max.	
Zentrale Emissionswellenlänge ¹⁾ Emission wavelength ¹⁾	λ_{peak}	805	808	811	nm
Spektrale Breite (Halbwertsbreite) ¹⁾ Spectral width (FWHM) ¹⁾	$\Delta\lambda$	–	3.00	–	nm
Opt. Ausgangsleistung im Betriebspunkt ²⁾ Output power ²⁾	P_{op}	–	2.00	–	W
Differentielle Effizienz ²⁾ Differential efficiency ²⁾	η	1.00	1.15	–	W/A
Gesamter Konversionswirkungsgrad @ P_{op} Total conversion efficiency @ P_{op}	η_{tot}	45	48	–	%
Schwellstrom Threshold current	I_{th}	0.50	0.60	0.70	A
Betriebsstrom ¹⁾ Operating current ¹⁾	I_{op}	–	2.35	2.60	A
Betriebsspannung ¹⁾⁴⁾ Operating voltage ¹⁾⁴⁾	V_{op}	1.70	1.90	2.10	V
Differentieller Serienwiderstand Differential series resistance	R_s	–	0.15	0.25	Ω
Kontaktbreite Contact width	w	–	200	–	μm
Strahldivergenz (Halbwertsbreite) Beam divergence (FWHM)	$\theta_{\parallel} \times \theta_{\perp}$	–	$7^{\circ} \times 38^{\circ}$	$10^{\circ} \times 42^{\circ}$	Grad deg.
Strahldivergenz ($1/e^2$) Beam divergence ($1/e^2$)	$\theta_{\parallel} \times \theta_{\perp}$	–	$9^{\circ} \times 65^{\circ}$	$12^{\circ} \times 70^{\circ}$	Grad deg.
Charakteristische Temperatur (Schwelle) ³⁾ Characteristic temperature (threshold) ³⁾	T_0	–	140	–	K
Temperaturkoeffizient des Betriebsstroms Temperature coefficient of operating current	$\partial I_{\text{op}} / I_{\text{op}} \partial T$	–	0.50	–	%/K
Temperaturkoeffizient der Wellenlänge ⁴⁾ Temperature coefficient of wavelength ⁴⁾	$\partial \lambda / \partial T$	–	0.30	–	nm/K

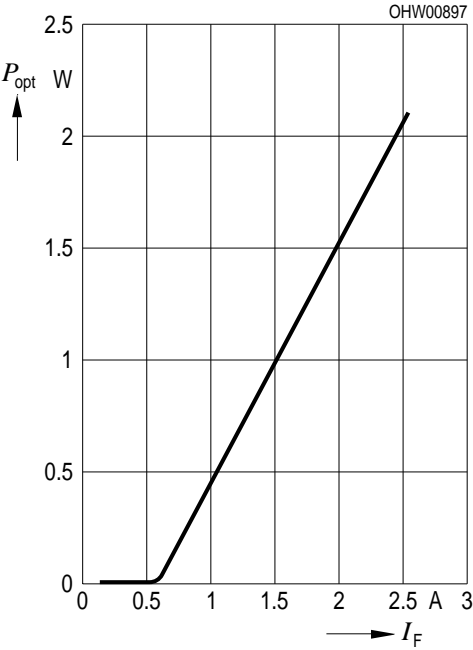
Dioden Kennwerte ($T_A = 25 \text{ °C}$)
Diode Characteristics (cont'd)

Parameter Parameter	Symbol Symbol	Werte Values			Einheit Unit
		min.	typ.	max.	
Thermischer Widerstand (pn-Übergang →Wärmesenke) Thermal resistance (junction →heat sink)	R_{th}	–	6	–	K/W

- 1) Standardbetriebsbedingungen beziehen sich auf 2 W cw optische Ausgangsleistung.
Standard operating conditions refer to 2 W cw optical output power.
- 2) Optische Leistungen werden mit einer Ulbrichtkugel gemessen.
Optical power measurements refer to an integrating sphere.
- 3) Modelle zur Bestimmung des thermischen Verhaltens bzgl. des Schwellstroms:
Model for the thermal behavior of threshold current:
$$I_{th}(T_2) = I_{th}(T_1) \times \exp(T_2 - T_1)/T_0$$
- 4) Abhängig von der Emissionswellenlänge.
Depending on emission wavelength.

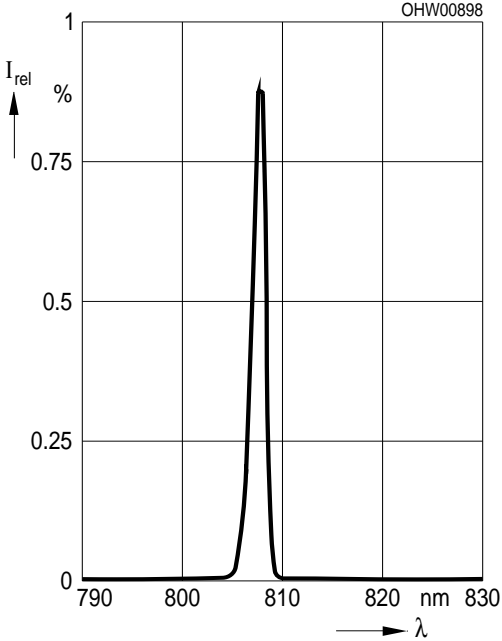
Optische Kennwerte

Optical Output Power P_{opt} vs. Forward Current I_F ($T_A = 25^\circ C$)

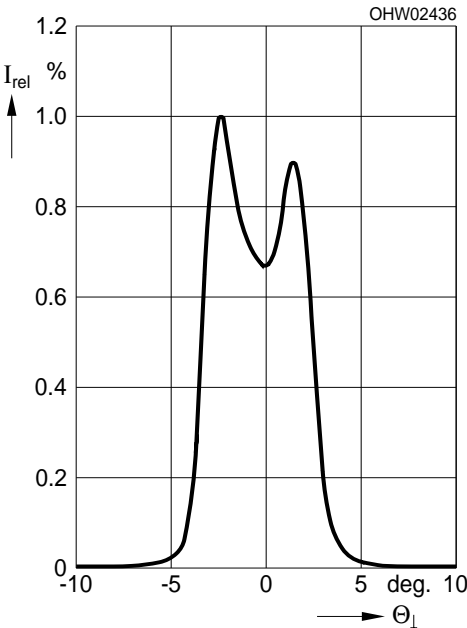


Optical Characteristics

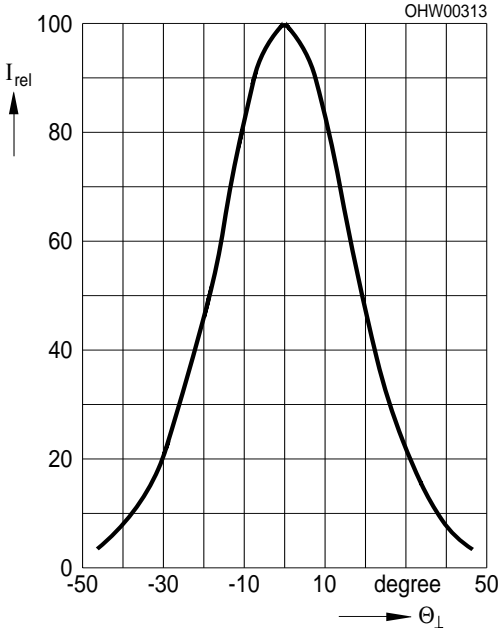
Optical Spectrum, Relative Intensity I_{rel} vs. Wavelength λ ($T_A = 25^\circ C, P_{opt} = 2 W$)



Farfield Distribution Parallel to Junction I_{rel} vs. $\theta_{||}$



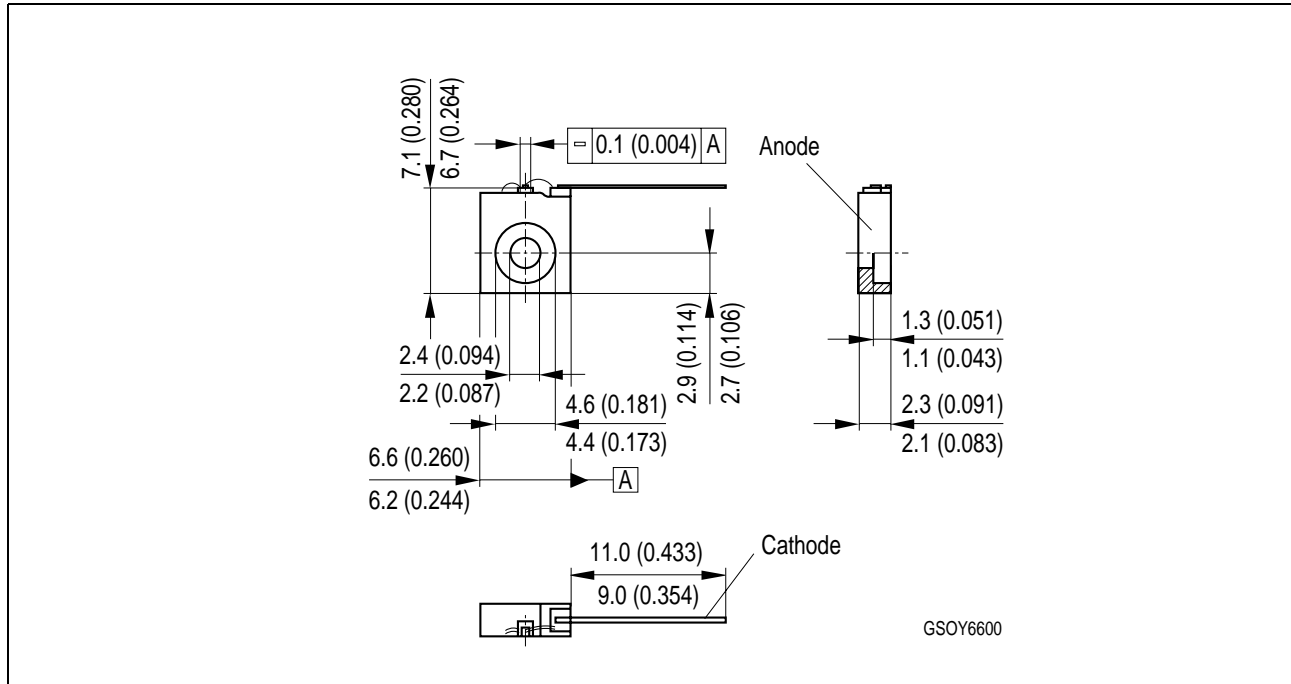
Farfield Distribution Perpendicular to Junction I_{rel} vs. θ_{\perp}



Alle Laser werden vorgetestet und gemäß den gemessenen Kennwerten ausgeliefert. Bezüglich Sicherheit, Verpackung, Behandlung, Montage und Betriebsbedingungen lesen Sie bitte sorgfältig unsere „**Notes for Operation I**“.

All devices are pre-tested and will be delivered including measured laser characteristics. For safety, unpacking, handling, mounting, and operating issues, please read carefully our “**Notes for Operation I**”.

Maßzeichnung Package Outlines



Maße in mm (inch) / Dimensions in mm (inch).

Published by
OSRAM Opto Semiconductors GmbH
 Wernerwerkstrasse 2, D-93049 Regensburg
www.osram-os.com

© All Rights Reserved.

The information describes the type of component and shall not be considered as assured characteristics. Terms of delivery and rights to change design reserved. Due to technical requirements components may contain dangerous substances. For information on the types in question please contact our Sales Organization.

Packing

Please use the recycling operators known to you. We can also help you – get in touch with your nearest sales office. By agreement we will take packing material back, if it is sorted. You must bear the costs of transport. For packing material that is returned to us unsorted or which we are not obliged to accept, we shall have to invoice you for any costs incurred.

Components used in life-support devices or systems must be expressly authorized for such purpose! Critical components¹, may only be used in life-support devices or systems² with the express written approval of OSRAM OS.

¹ A critical component is a component used in a life-support device or system whose failure can reasonably be expected to cause the failure of that life-support device or system, or to affect its safety or effectiveness of that device or system.

² Life support devices or systems are intended (a) to be implanted in the human body, or (b) to support and/or maintain and sustain human life. If they fail, it is reasonable to assume that the health of the user may be endangered.

EU RoHS and China RoHS compliant product



此产品符合欧盟 RoHS 指令的要求；

按照中国的相关法规和标准，不含有毒有害物质或元素。