



Micro Commercial Components

Micro Commercial Components
 20736 Marilla Street Chatsworth
 CA 91311
 Phone: (818) 701-4933
 Fax: (818) 701-4939

2KBP005 THRU 2KBP10

Features

- # Glass Passivated Die Construction
- # Ideal for Printed Circuit Boards
- # Case Material: Molded Plastic. UL Flammability Classification Rating 94V-0

Maximum Ratings

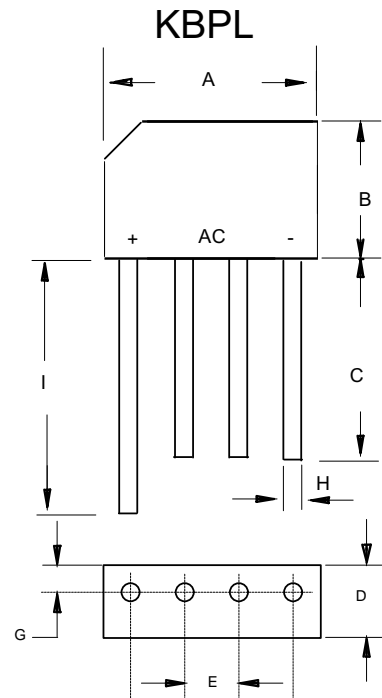
- # Operating Temperature: -55°C to +165°C
- # Storage Temperature: -55°C to +165°C

MCC Part Number	Maximum Recurrent Peak Reverse Voltage	Maximum RMS Voltage	Maximum DC Blocking Voltage
2KBP005	50V	35V	50V
2KBP01	100V	70V	100V
2KBP02	200V	140V	200V
2KBP04	400V	280V	400V
2KBP06	600V	420V	600V
2KBP08	800V	560V	800V
2KBP10	1000V	700V	1000V

Electrical Characteristics @ 25°C Unless Otherwise Specified

Average Forward Current	$I_{F(AV)}$	2.0A	$T_a = 50^\circ\text{C}$
Peak Forward Surge Current	I_{FSM}	60A	8.3ms, half sine
Maximum Forward Voltage Drop Per Element	V_F	1.2V	$I_F = 2.0\text{A per Element}$
Maximum DC Reverse Current At Rated DC Blocking Voltage	I_R	10 μ A 0.5mA	$T_a = 25^\circ\text{C}$ $T_a = 125^\circ\text{C}$

2.0 Amp Glass Passivated Bridge Rectifier 50 to 1000 Volts



DIM	DIMENSIONS			
	INCHES		MM	
	MIN	MAX	MIN	MAX
A	.559	.60	14.22	15.24
B	.42	.46	10.60	11.68
C	.50	---	12.7	---
D	.146	.153	3.70	3.90
E	.142	.161	3.60	4.10
G	.046	.054	1.17	1.37
H	.028	.034	0.70	0.90
I	.561	---	14.25	---

www.mccsemi.com

FIG. 1 - DERATING CURVE OUTPUT RECTIFIED CURRENT

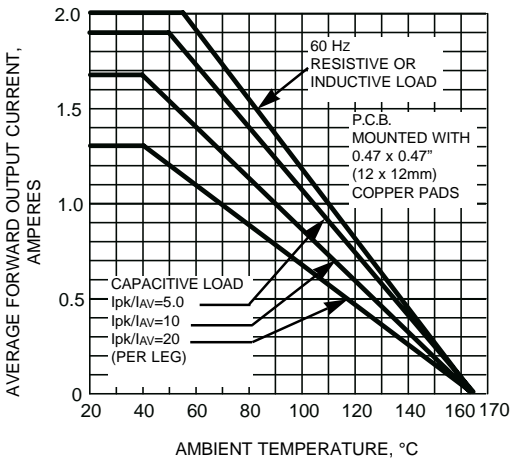


FIG. 2 - MAXIMUM NON-REPETITIVE PEAK FORWARD SURGE CURRENT PER LEG

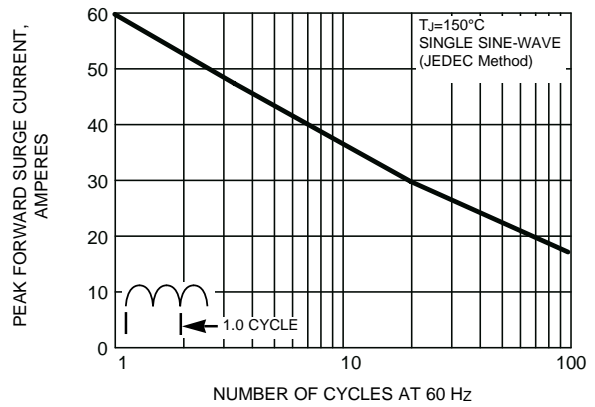


FIG. 3 - TYPICAL FORWARD CHARACTERISTICS PER LEG

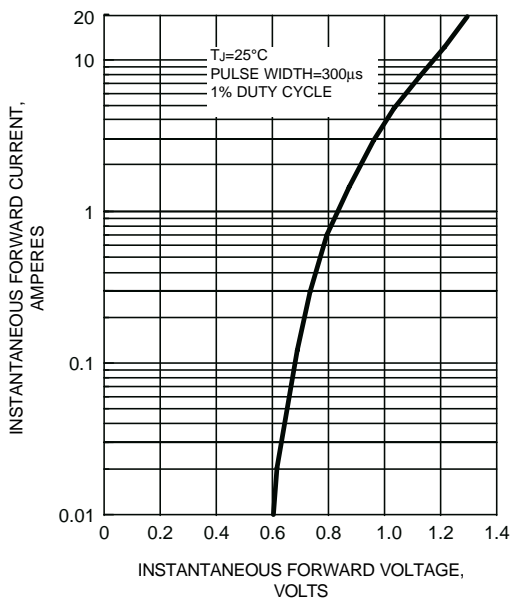


FIG. 4 - TYPICAL REVERSE LEAKAGE CHARACTERISTICS PER LEG

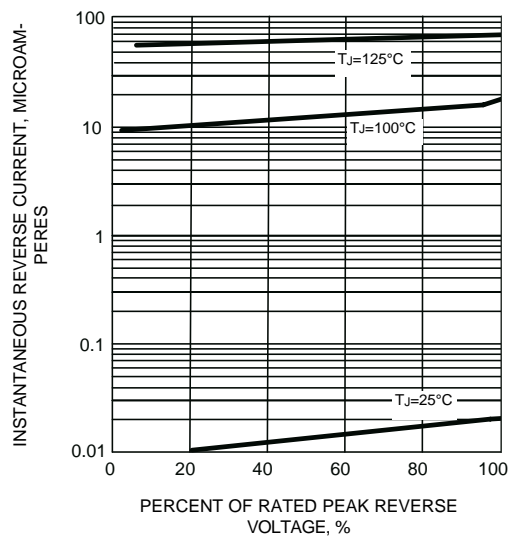
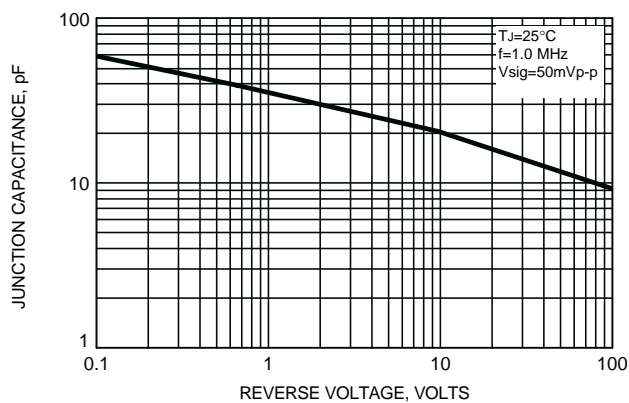


FIG. 5 - TYPICAL JUNCTION CAPACITANCE PER LEG





Micro Commercial Components

Ordering Information

Device	Packing
(Part Number)-BP	Bulk; 1K/Box

IMPORTANT NOTICE

Micro Commercial Components Corp. reserves the right to make changes without further notice to any product herein to make corrections, modifications, enhancements, improvements, or other changes. *Micro Commercial Components Corp.* does not assume any liability arising out of the application or use of any product described herein; neither does it convey any license under its patent rights, nor the rights of others. The user of products in such applications shall assume all risks of such use and will agree to hold *Micro Commercial Components Corp.* and all the companies whose products are represented on our website, harmless against all damages.

APPLICATIONS DISCLAIMER

Products offer by *Micro Commercial Components Corp.* are not intended for use in Medical, Aerospace or Military Applications.

www.mccsemi.com