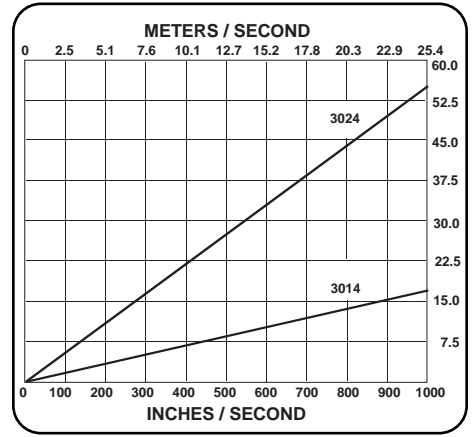




3/8 M12* 3014/3024 SERIES HIGH RESOLUTION VRS SENSORS



FOR SPEED SENSING APPLICATIONS WHERE A PRECISE TIMING PULSE IS REQUIRED AND/OR FINE PITCH GEARS ARE USED. PROPER ALIGNMENT OF SENSOR IS REQUIRED.

GENERAL SPECIFICATIONS

OPER. TEMP. RANGE: -40 to 225F (-40 to + 107C)

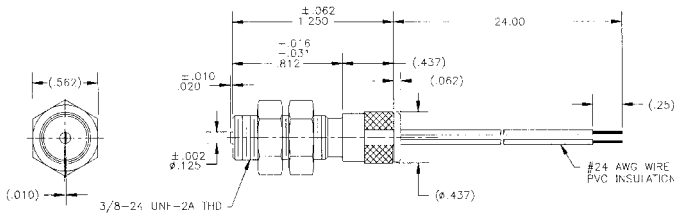
TEST CONDITION: A (See Pg 8)

GEAR PITCH RANGE: 36 DP (Module .70) or Coarser
Optimum 32 (Module .80)

POLE PIECE: .010" (.25 mm) Chisel

VIBRATION: Meets Mil-Std 202F Method 204D

SENSORS WITH LOW RESISTANCE COILS FOR HIGH FREQUENCY APPLICATIONS



MODEL	THREAD LENGTH	WEIGHT
3014	0.8" (20 mm)	1.0 oz. (28 gr.)

OUTPUT VOLTAGE: 17V P-P min.

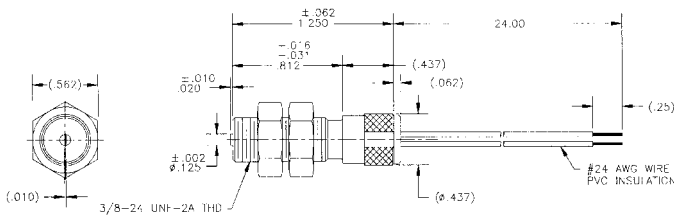
COIL RESISTANCE: 45 to 65 OHMS

INDUCTANCE: 15 mH max.

MIN. SURFACE SPEED: 30 IPS (.75 m/Sec) Typical

MAX. OPER. FREQ. : 60 KHz Typical

SENSORS WITH HIGH RESISTANCE COILS FOR MAXIMUM OUTPUT VOLTAGE



MODEL	THREAD LENGTH	WEIGHT
3024	0.8" (20 mm)	1.0 oz. (28 gr.)

OUTPUT VOLTAGE: 55V P-P min.

COIL RESISTANCE: 275 to 330 OHMS

INDUCTANCE: 75 mH max.

MIN. SURFACE SPEED: 15 IPS (.38 m/Sec) Typical

MAX. OPER. FREQ. : 40 KHz Typical

*For Metric Mounting Thread Versions, add "M" as the first character of the model number.
Contact your local distributor for availability and pricing.



Electro Corporation, U.S.A. 941-355-8411